

ZMLPA1N2SW

Electronic pressure sensors, Pressure sensors
XM, Display & switch ZMLP, 24 VDC, 4...20
mA, NPN, window, M12



Main

Range of product	OsiSense XM
Product or component type	Electronic pressure sensors
Device short name	ZMLP

Complementary

Display range	-14.5...6000
[Us] rated supply voltage	24 V DC SELV (voltage limits: 17...33 V)
Current consumption	<= 50 mA
Electrical connection	Female connector M12, 2 pins Male connector M12, 4 pins
Type of output signal	Analogue + discrete
Analogue output function	4...20 mA
Discrete output type	Solid state NPN, NO/NC programmable
Switching function	Window
Maximum switching current	200 mA
Maximum voltage drop	2 V
Adjustable range of switching point on rising pressure	5...98 % of selected display range
Adjustable range of switching point on falling pressure	2...95 % of selected display range
Minimum differential travel	3 % of selected display range
Marking	CE
Front material	Polyester
Housing material	PBT Valox
Operating position	Any position
Protection type	Overvoltage protection Short-circuit protection Overload protection Reverse polarity
Response time on output	<= 3 ms for analog output <= 3 ms for discrete output
Display type	4 digits 7 segments
Local signalling	1 LED (yellow) for light ON when switch is actuated
Response time	300 ms
Maximum delay first up	100 ms
Accuracy	<= - 0.1 % of the measuring range
Measurement accuracy	<= 1 % of the measuring range
Display accuracy	<= 1 % of the measuring range
Mechanical durability	10000000 cycles
Depth	42 mm

Height	77 mm
Width	41 mm
Net weight	0.103 kg
[Uimp] rated impulse withstand voltage	0.5 kV DC

Environment

Product certifications	cULus
Standards	UL 508 IEC 61000-6-4 IEC 61000-6-2
Ambient air temperature for operation	-25...70 °C
Ambient air temperature for storage	-30...80 °C
IP degree of protection	IP67 conforming to IEC 60529 IP65 conforming to IEC 60529 IP69K conforming to DIN 40050
Vibration resistance	5 gn (f= 10...2000 Hz) conforming to IEC 60068-2-6
Shock resistance	25 gn conforming to IEC 60068-2-27
Electromagnetic compatibility	Immunity to conducted RF disturbances: 10 V 0.15...80 MHz conforming to IEC 61000-4-6 Surge immunity test: 1 kV conforming to IEC 61000-4-5 Electrical fast transient/burst immunity test: 2 kV conforming to IEC 61000-4-4 Susceptibility to electromagnetic fields: 10 V/m 80...2000 MHz conforming to IEC 61000-4-3 Electrostatic discharge immunity test: 8 kV air, 4 kV contact conforming to IEC 61000-4-2

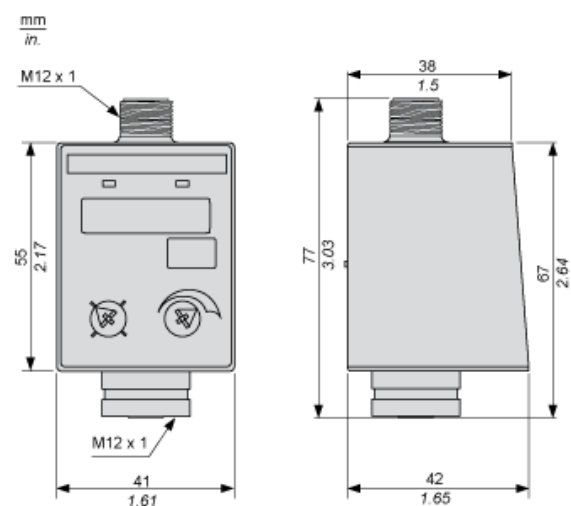
Packing Units

Unit Type of Package 1	PCE
Number of Units in Package 1	1
Package 1 Height	8.7 cm
Package 1 Width	4.3 cm
Package 1 Length	4.7 cm
Package 1 Weight	105.0 g
Unit Type of Package 2	S01
Number of Units in Package 2	24
Package 2 Height	15.0 cm
Package 2 Width	15.0 cm
Package 2 Length	40.0 cm
Package 2 Weight	2.71 kg

Offer Sustainability

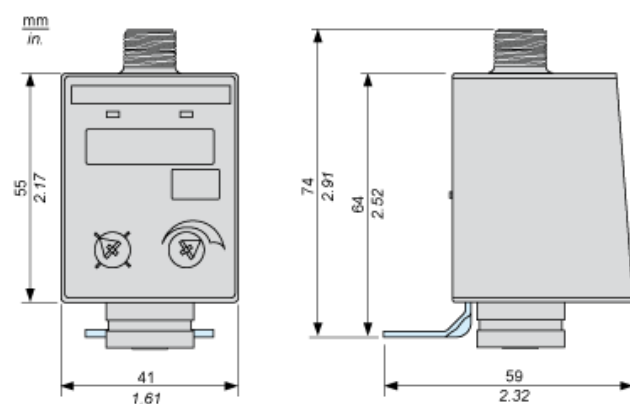
Sustainable offer status	Green Premium product
California proposition 65	WARNING: This product can expose you to chemicals including: Diisononyl phthalate (DINP), which is known to the State of California to cause cancer, and Di-isodecyl phthalate (DIDP), which is known to the State of California to cause birth defects or other reproductive harm. For more information go to www.P65Warnings.ca.gov
For all Reach Rohs enquiries contact us at	sustainability@tesensors.com

Dimensions



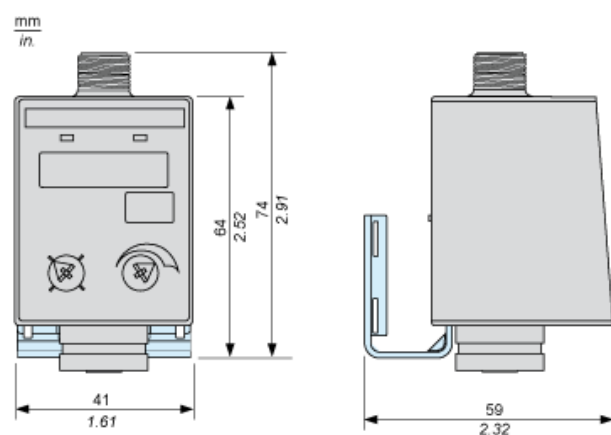
Dimensions

Switch with Metal Bracket for Fixing Horizontally



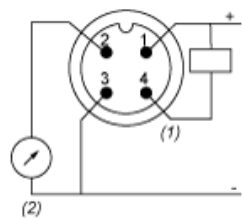
Dimensions

Switch with Metal Bracket for Fixing Vertically or on an Inlet Pipe



Connections and Schema

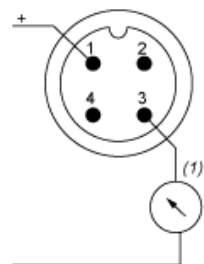
Output M12 Male Connector Wiring



- (1) Out
(2) I Out

Connections and Schema

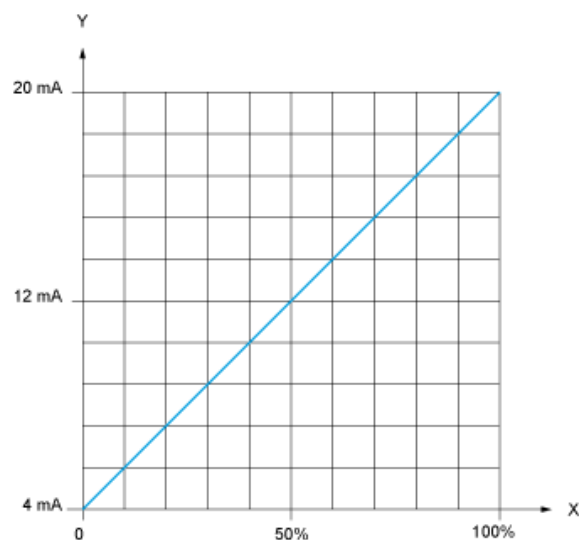
Input M12 Female Connector Wiring



- (1) I in = 4-20 mA

Analog Output Description

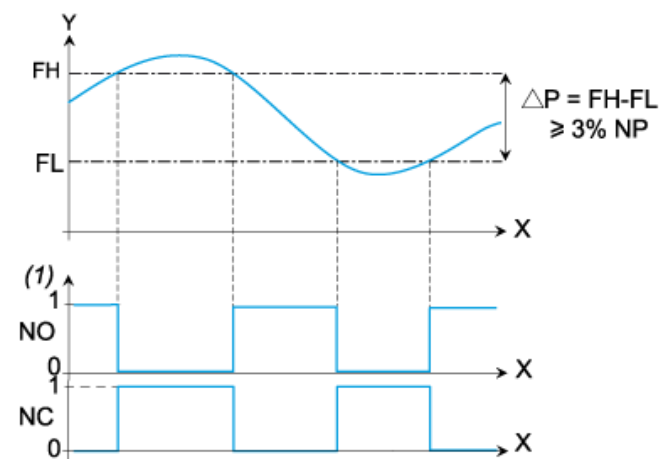
The 4...20 mA analog output is strictly the image of the pressure transmitter output signal.



X : Pressure
Y : Analog output signal

Switching Output Description. Window Mode

The window switching mode is typically used for the pressure regulation applications



X : Time
Y : Pressure
(1) Output
NP : Nominal pressure
FH : High switching point (adjustable from 5 % to 98 % NP)
FL : Low switching point (adjustable from 2 % to 95 % NP)