

# Product datasheet

Specifications



## Double contact block, Harmony XB4, silver alloy, screw clamp terminal, 2NC

ZBE204

### Main

Range of product	Harmony XB4 Harmony XB5
Product or component type	Contact block
Device short name	ZBE
Sale per indivisible quantity	5
IP degree of protection	IP20 conforming to IEC 60529
Contact operation	Slow-break
Contact block type	Double
Contacts usage	Standard contacts
Connections - terminals	Screw clamp terminals, $\leq 2 \times 1.5 \text{ mm}^2$ with cable end conforming to IEC 60947-1 Screw clamp terminals, $\geq 1 \times 0.22 \text{ mm}^2$ without cable end conforming to IEC 60947-1

### Complementary

Net weight	0.02 kg
Contacts type and composition	2 NC
Positive opening	With conforming to IEC 60947-5-1 appendix K
Operating travel	1.5 mm (NC changing electrical state) 4.3 mm (total travel)
Operating force	3.4 N NC changing electrical state
Mechanical durability	10000000 cycles
Tightening torque	0.8...1.2 N.m conforming to IEC 60947-1
Shape of screw head	Cross compatible with pozidriv No 1 screwdriver Slotted compatible with flat Ø 4 mm screwdriver Slotted compatible with flat Ø 5.5 mm screwdriver
Contacts material	Silver alloy (Ag/Ni)
Short-circuit protection	10 A cartridge fuse type gG conforming to IEC 60947-5-1
[Ith] conventional free air thermal current	10 A conforming to IEC 60947-5-1
[Ui] rated insulation voltage	600 V (pollution degree 3) conforming to IEC 60947-1
[Uimp] rated impulse withstand voltage	6 kV conforming to IEC 60947-1
[Ie] rated operational current	3 A at 240 V, AC-15, A600 conforming to IEC 60947-5-1 6 A at 120 V, AC-15, A600 conforming to IEC 60947-5-1 0.1 A at 600 V, DC-13, Q600 conforming to IEC 60947-5-1 0.27 A at 250 V, DC-13, Q600 conforming to IEC 60947-5-1 0.55 A at 125 V, DC-13, Q600 conforming to IEC 60947-5-1 1.2 A at 600 V, AC-15, A600 conforming to IEC 60947-5-1

Disclaimer: This documentation is not intended as a substitute for and is not to be used for determining suitability or reliability of these products for specific user applications

Electrical durability	1000000 cycles, AC-15, 1 A at 230 V, operating rate <3600 cyc/h, load factor: 0.5 conforming to IEC 60947-5-1 appendix C 1000000 cycles, AC-15, 1.5 A at 120 V, operating rate <3600 cyc/h, load factor: 0.5 conforming to IEC 60947-5-1 appendix C 1000000 cycles, AC-15, 3 A at 24 V, operating rate <3600 cyc/h, load factor: 0.5 conforming to IEC 60947-5-1 appendix C 1000000 cycles, DC-13, 0.15 A at 110 V, operating rate <3600 cyc/h, load factor: 0.5 conforming to IEC 60947-5-1 appendix C 1000000 cycles, DC-13, 0.4 A at 24 V, operating rate <3600 cyc/h, load factor: 0.5 conforming to IEC 60947-5-1 appendix C
Mounting of block	Front mounting
Electrical composition code	C2 (quantity <= 3) C4 (quantity <= 2) C6 (quantity <= 2) C8 (quantity <= 1) C10 (quantity <= 2) C13 (quantity <= 3) M2 (quantity <= 2) M4 (quantity <= 2) M8 (quantity <= 2)
Device presentation	Basic element

## Environment

Protective treatment	TH
Ambient air temperature for storage	-40...70 °C
Ambient air temperature for operation	-40...70 °C
Standards	IEC 60947-5-1 CSA C22.2 No 14 JIS C8201-5-1 IEC 60947-5-4 IEC 60947-1 UL 508 JIS C8201-1
Product certifications	CCC CSA BV DNV LROS (Lloyds register of shipping) UL GOST
Vibration resistance	5 gn (f= 2...500 Hz) conforming to IEC 60068-2-6
Shock resistance	30 gn (duration = 18 ms) for half sine wave acceleration conforming to IEC 60068-2-27 50 gn (duration = 11 ms) for half sine wave acceleration conforming to IEC 60068-2-27

## Packing Units

Unit Type of Package 1	PCE
Number of Units in Package 1	1
Package 1 Height	1 cm
Package 1 Width	3.4 cm
Package 1 Length	5.2 cm
Package 1 Weight	17 g
Unit Type of Package 2	BB1
Number of Units in Package 2	5
Package 2 Height	5.5 cm
Package 2 Width	5.3 cm

Package 2 Length	5.7 cm
Package 2 Weight	93 g
Unit Type of Package 3	S02
Number of Units in Package 3	400
Package 3 Height	15 cm
Package 3 Width	30 cm
Package 3 Length	40 cm
Package 3 Weight	7.725 kg

## Contractual warranty

Warranty	18 months
----------	-----------

Sustainability



**Green Premium™ label** is Schneider Electric’s commitment to delivering products with best-in-class environmental performance. Green Premium promises compliance with the latest regulations, transparency on environmental impacts, as well as circular and low-CO<sub>2</sub> products.

**Guide to assessing product sustainability** is a white paper that clarifies global eco-label standards and how to interpret environmental declarations.

[Learn more about Green Premium >](#)

[Guide to assess a product’s sustainability >](#)



Transparency   RoHS/REACH

Well-being performance

✓	Reach Free Of Svhc	
✓	Toxic Heavy Metal Free	
✓	Mercury Free	
✓	Rohs Exemption Information	Yes

Certifications & Standards


Reach Regulation	<a href="#">REACH Declaration</a>
Eu Rohs Directive	Pro-active compliance (Product out of EU RoHS legal scope) <a href="#">EU RoHS Declaration</a>
China Rohs Regulation	<a href="#">China RoHS declaration</a>
Environmental Disclosure	<a href="#">Product Environmental Profile</a>
Weee	The product must be disposed on European Union markets following specific waste collection and never end up in rubbish bins
Circularity Profile	No need of specific recycling operations

Offer Marketing Illustration


Product benefits / Features

### Features


Harmony XB4




Quick and easy assembly and disassembly




Various types of connection: screw clamp, connector, Faston connector, spring terminal, or printed circuit board




Robustness to withstand harsh environments



Excellent mechanical connection with operator head



Large set of accessories to customize your panels



Offer Marketing Illustration

Product benefits / Features

---




Image of product / Alternate images

Alternative

---

