

# XZCP2540L10

Pre wired connectors XZ, elbows female, M12, 3 pins, cable PUR 10 m



## Main

Range of product	Telemecanique Cabling components
Accessory / separate part categor	Cabling accessory
Accessory / separate part type	Pre-wired connectors
Series name	General purpose

## Complementary

Electrical connection	Elbowed female connector M12, 3 pins
Cable connector fixing	Screw-on
Collar material	Stainless steel
Status LED	2 PNP LEDs
Cable length	10 m
Cable outer diameter	5.2 mm
Cable composition	3 x 0.34 mm <sup>2</sup>
Wire insulation material	PUR
[Ue] rated operational voltage	10...30 V DC
[In] rated current	4 A
Contact resistance	5000 µOhm
Minimum insulating resistance	1 GΩ
Net weight	0.4 kg

## Environment

IP degree of protection	IP69K IP67 IP65
Product certifications	cULus
Ambient air temperature for operation	-40...80 °C static -5...80 °C flexing
Ambient air temperature for storage	-35...100 °C

## Packing Units

Unit Type of Package 1	PCE
Number of Units in Package 1	1
Package 1 Height	4.000 cm
Package 1 Width	18.000 cm
Package 1 Length	18.000 cm
Package 1 Weight	245.000 g
Unit Type of Package 2	S02
Number of Units in Package 2	10
Package 2 Height	15.000 cm
Package 2 Width	30.000 cm

Package 2 Length	40.000 cm
Package 2 Weight	2.785 kg

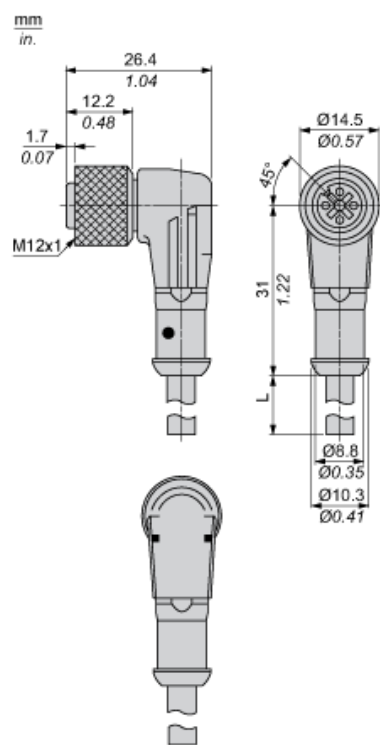
### Offer Sustainability

Sustainable offer status	Green Premium product
California proposition 65	WARNING: This product can expose you to chemicals including: Diisononyl phthalate (DINP), which is known to the State of California to cause cancer, and Di-isodecyl phthalate (DIDP), which is known to the State of California to cause birth defects or other reproductive harm. For more information go to <a href="http://www.P65Warnings.ca.gov">www.P65Warnings.ca.gov</a>
For all Reach Rohs enquiries contact us at	<a href="mailto:sustainability@tesensors.com">sustainability@tesensors.com</a>

### Contractual warranty

Warranty	18 months
----------	-----------

## Dimensions



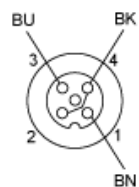
L : Length of cable

---

## Connections and Schemes

---

### Connector



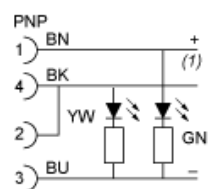
BN : Brown  
BK : Black  
BU : Blue

---

## Connections and Schemes

---

### LED Connection



BN : Brown  
BK : Black  
BU : Blue  
GN : Green  
YW : Yellow  
(1) : Signal