

XZCP1340L10

Pre wired connectors XZ, elbows female, M12, 3 pins, cable PUR 10 m



Main

Range of product	Telemecanique Cabling components
Accessory / separate part categor	Cabling accessory
Accessory / separate part type	Pre-wired connectors
Series name	General purpose

Complementary

Electrical connection	Elbowed female connector M12, 3 pins
Cable connector fixing	Screw-on
Collar material	Metal
Status LED	2 PNP LEDs
Cable length	10 m
Cable outer diameter	5.2 mm
Cable composition	3 x 0.34 mm ²
Wire insulation material	PUR
[Ue] rated operational voltage	10...30 V DC
[In] rated current	4 A
Contact resistance	5000 µOhm
Minimum insulating resistance	1 GΩ

Environment

IP degree of protection	IP69K IP67 IP65
Product certifications	cULus
Ambient air temperature for operation	-40...80 °C static -5...80 °C flexing
Ambient air temperature for storage	-40...80 °C

Packing Units

Unit Type of Package 1	PCE
Number of Units in Package 1	1
Package 1 Height	5.3 cm
Package 1 Width	18.6 cm
Package 1 Length	18.9 cm
Package 1 Weight	252.0 g
Unit Type of Package 2	S02
Number of Units in Package 2	10
Package 2 Height	15 cm
Package 2 Width	30 cm
Package 2 Length	40 cm
Package 2 Weight	2.863 kg

Unit Type of Package 3	P06
Number of Units in Package 3	160
Package 3 Height	77 cm
Package 3 Width	80 cm
Package 3 Length	60 cm
Package 3 Weight	54.308 kg

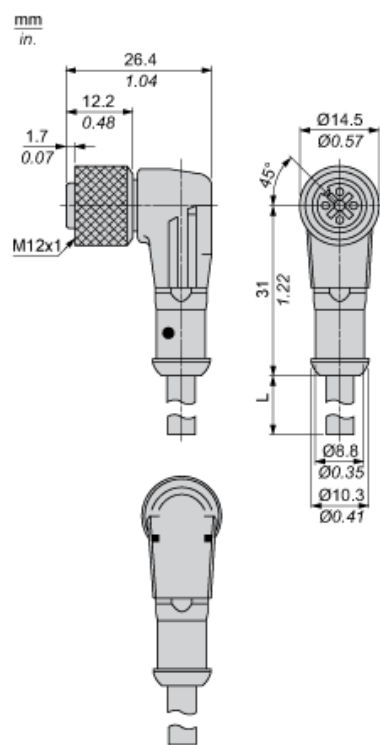
Offer Sustainability

Sustainable offer status	Green Premium product
California proposition 65	WARNING: This product can expose you to chemicals including: Diisononyl phthalate (DINP), which is known to the State of California to cause cancer, and Di-isodecyl phthalate (DIDP), which is known to the State of California to cause birth defects or other reproductive harm. For more information go to www.P65Warnings.ca.gov
For all Reach Rohs enquiries contact us at	sustainability@tesensors.com

Contractual warranty

Warranty	18 months
----------	-----------

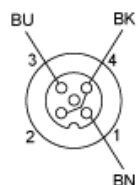
Dimensions



L : Length of cable

Connections and Schemes

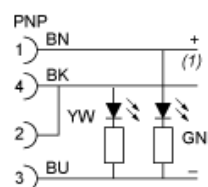
Connector



BN : Brown
BK : Black
BU : Blue

Connections and Schemes

LED Connection



BN : Brown
BK : Black
BU : Blue
GN : Green
YW : Yellow
(1) Signal