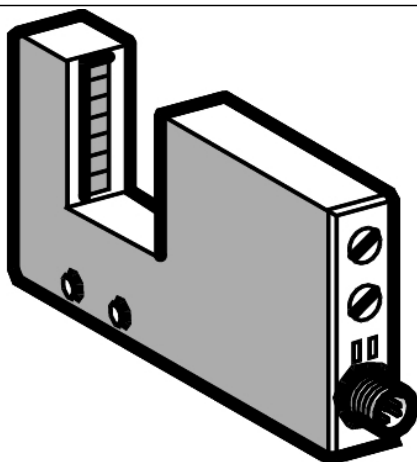


XUVF30M8

Photoelectric sensors XU, XUV, frame,
30X30mm, 12...24 VDC, M8



Main

Range of product	Telemecanique Photoelectric sensors XU
Series name	Application material handling
Electronic sensor type	Photo-electric sensor
Sensor name	XUV
Sensor design	Frame
Detection system	Thru beam
Emission	Infrared
Way dimensions of optical frame	30 x 30 mm
Material	Metal
Supply circuit type	DC
Wiring technique	4-wire
Discrete output type	PNP or NPN
Discrete output function	1 NO or 1 NC programmable
Electrical connection	1 male connector M8, 4 pins
Product specific application	Dynamic detection of passage of objects
Minimum object diameter for detection	Dynamic mode: 2 mm (0.1...15 m/s)

Complementary

Enclosure material	Painted aluminium
Lens material	Polycarbonate
Type of output signal	Discrete
Output type	Solid state
Add on output	With alarm output
Status LED	Alarm: 1 LED (red) Output state: 1 LED (amber)
[Us] rated supply voltage	24 V DC with reverse polarity protection
Supply voltage limits	18...30 V DC
Switching capacity in mA	<= 100 mA (overload and short-circuit protection)
Switching frequency	<= 500 Hz
Maximum voltage drop	<2 V (closed state)
Current consumption	<= 120 mA no-load
Time delay range	0...5 s off-delay delay
Maximum delay first up	100 ms
Maximum delay recovery	1 ms
Setting-up	Sensitivity adjustment with potentiometer
Depth	15 mm
Height	50 mm
Width	108 mm
Net weight	0.08 kg

The information provided in this documentation contains general descriptions and/or technical characteristics of the performance of the products contained herein. This documentation is not intended as a substitute for and is not to be used for determining suitability or reliability of these products for specific user applications. It is the duty of any such user or integrator to perform the appropriate and complete risk analysis, evaluation and testing of the products with respect to the relevant specific application or use thereof. Neither TWSS Holding nor any of its affiliates or subsidiaries shall be responsible or liable for misuse of the information contained herein.

Environment

Product certifications	CE[RETURN]cULus
Ambient air temperature for operation	0...60 °C
Ambient air temperature for storage	-20...80 °C
Immunity to ambient light	400 Lux incandescent light 4000 lux sunlight
Vibration resistance	25 gn, amplitude = +/- 2 mm (f = 10...55 Hz) conforming to IEC 60068-2-6
Shock resistance	30 gn (duration = 11 ms) conforming to IEC 60068-2-27
IP degree of protection	IP65 conforming to IEC 60529

Packing Units

Unit Type of Package 1	PCE
Number of Units in Package 1	1
Package 1 Height	4.800 cm
Package 1 Width	11.000 cm
Package 1 Length	15.800 cm
Package 1 Weight	142.000 g
Unit Type of Package 2	S02
Number of Units in Package 2	12
Package 2 Height	15 cm
Package 2 Width	30 cm
Package 2 Length	40 cm
Package 2 Weight	2.295 kg

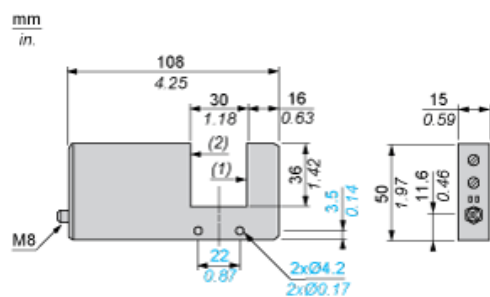
Offer Sustainability

California proposition 65	WARNING: This product can expose you to chemicals including: Diisononyl phthalate (DINP), which is known to the State of California to cause cancer, and Diisodecyl phthalate (DIDP), which is known to the State of California to cause birth defects or other reproductive harm. For more information go to www.P65Warnings.ca.gov
For all Reach Rohs enquiries contact us at	sustainability@tesensors.com

Contractual warranty

Warranty	18 months
----------	-----------

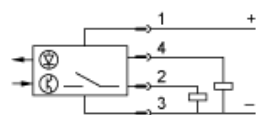
Dimensions



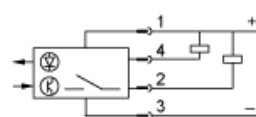
- (1) Transmitting face
(2) Reception face

Wiring Schemes (4-Wire DC)

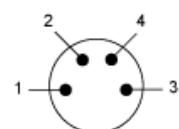
PNP Output



NPN Output



Connector Scheme



- 1: +
- 2: Alarm
- 3: -
- 4: Output