

Product datasheet

Specifications



single foot switch - IP66 - with cover
- metallic - orange - 2 NC + 2 NO

XPER311

Main

| | |
|-------------------------------|---------------------------|
| Range of product | Harmony XPE |
| Product or component type | Foot switch |
| Material | Metal |
| Foot switch type | Single foot switch |
| Device short name | XPER |
| Provided equipment | Cover |
| Trigger mechanism | Without trigger mechanism |
| Contact operation | 1 step |
| Contacts type and composition | 2 NC + NO |
| Colour | Orange |

Complementary

| | |
|--|---|
| Positive opening | With conforming to IEC 60947-5-1 appendix K |
| Connections - terminals | Screw clamp terminal, <= 1 x 2.5 mm² with or without cable end Screw clamp terminal, <= 2 x 1.5 mm² with or without cable end |
| Cable entry | 2 entries tapped for Pg 16 cable gland |
| Mechanical durability | 15000000 cycles |
| [Ie] rated operational current | 3 A, 240 V, AC-15, A300 0.27 A, 250 V, DC-13, Q300 conforming to IEC 60947-5-1 appendix A |
| [Ui] rated insulation voltage | 500 V (pollution degree 3) conforming to IEC 60947-1 500 V (pollution degree 3) conforming to NF C 20-040 group C 500 V (pollution degree 3) conforming to VDE 0110 group C 300 V conforming to UL 508 300 V conforming to CSA C22.2 No 14 |
| [Uimp] rated impulse withstand voltage | 6 kV conforming to IEC 60947-1 |
| Maximum resistance across terminals | 25 MOhm conforming to IEC 60255-7 category 3 25 MOhm conforming to NF C 93-050 method A |
| Short-circuit protection | 10 A cartridge fuse type gG conforming to IEC 60947-5-1 10 A cartridge fuse type gG conforming to VDE 0660-200 |
| Rated operational power in W | 10 W DC-13, operating rate <60 cyc/mn, 5000000 cycles, 24 V, load factor: 0.5 conforming to IEC 60947-5-1 appendix C 4 W DC-13, operating rate <60 cyc/mn, 5000000 cycles, 120 V, load factor: 0.5 conforming to IEC 60947-5-1 appendix C 7 W DC-13, operating rate <60 cyc/mn, 5000000 cycles, 48 V, load factor: 0.5 conforming to IEC 60947-5-1 appendix C |
| Net weight | 2.42 kg |

Environment

Disclaimer: This documentation is not intended as a substitute for and is not to be used for determining suitability or reliability of these products for specific user applications

| | |
|---------------------------------------|--|
| Standards | NF E 09-031 |
| Product certifications | FIMKO |
| Protective treatment | TC |
| Ambient air temperature for operation | -25...70 °C |
| Ambient air temperature for storage | -40...70 °C |
| Vibration resistance | 15 gn (f= 10...500 Hz) conforming to IEC 60068-2-6 |
| Shock resistance | 150 gn conforming to NF E 09-031 20 gn conforming to IEC 60068-2-27 |
| Overvoltage category | Class I conforming to IEC 61140 Class I conforming to NF C 20-030 |
| IP degree of protection | IP66 conforming to IEC 60529 IP669 conforming to IEC 60529 |

Packing Units

| | |
|------------------------------|---------|
| Unit Type of Package 1 | PCE |
| Number of Units in Package 1 | 1 |
| Package 1 Height | 16.4 cm |
| Package 1 Width | 16.6 cm |
| Package 1 Length | 20.0 cm |
| Package 1 Weight | 2.44 kg |
| Unit Type of Package 2 | S03 |
| Number of Units in Package 2 | 2 |
| Package 2 Height | 30.0 cm |
| Package 2 Width | 30.0 cm |
| Package 2 Length | 40.0 cm |
| Package 2 Weight | 5.46 kg |

Contractual warranty

| | |
|----------|-----------|
| Warranty | 18 months |
|----------|-----------|

Sustainability

Green Premium™ label is Schneider Electric's commitment to delivering products with best-in-class environmental performance. Green Premium promises compliance with the latest regulations, transparency on environmental impacts, as well as circular and low-CO₂ products.

Guide to assessing product sustainability is a white paper that clarifies global eco-label standards and how to interpret environmental declarations.

[Learn more about Green Premium >](#)

[Guide to assess a product's sustainability >](#)

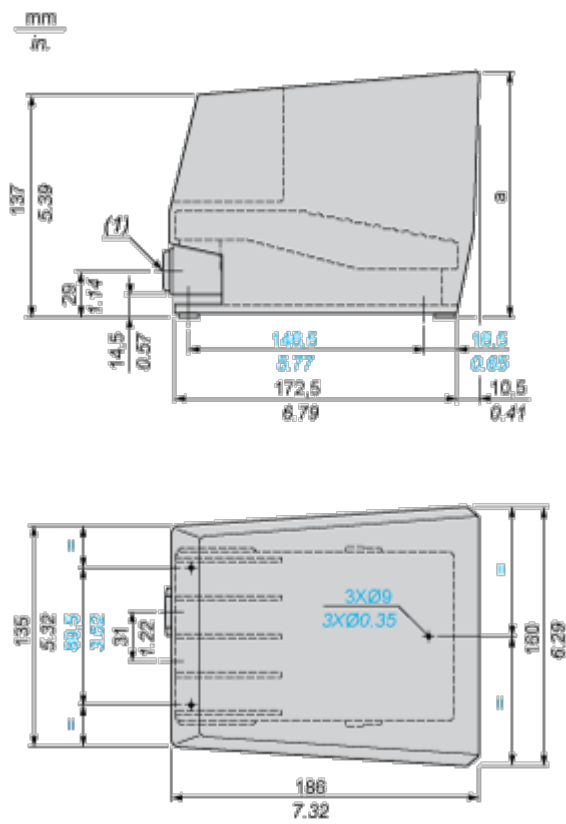
Well-being performance

| | | |
|-----------------------|---|-----|
| ✓ | Reach Free Of Svhc | |
| ✓ | Toxic Heavy Metal Free | |
| ✓ | Mercury Free | |
| ✓ | Rohs Exemption Information | Yes |
| | | |
| Reach Regulation | REACH Declaration | |
| Eu Rohs Directive | Pro-active compliance (Product out of EU RoHS legal scope) EU RoHS Declaration | |
| China Rohs Regulation | China RoHS declaration | |
| Weee | The product must be disposed on European Union markets following specific waste collection and never end up in rubbish bins | |

Dimensions Drawings

Single Pedal Metal Foot Switch with Protective Cover

Dimensions



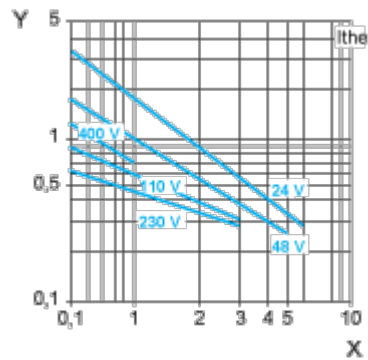
(1) 2 tapped entries for n° 16 (Pg 16) cable gland. For ISO M20, use adaptor DE9RA620.

Performance Curves

Electrical Durability of Contacts

AC-15 Utilization Category

Operating rate: 3600 operating cycles/hour. Load factor: 0.5.
Inductive circuit:



- X Current in A
- Y Millions of operating cycles

DC-13 Utilization Category

Refer to the product characteristic “Operational power in W”.

Technical Illustration

Dimensions

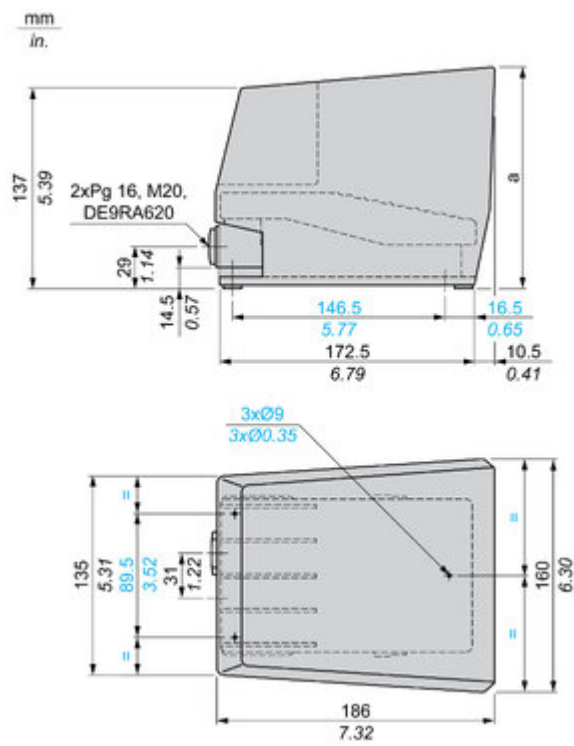


Image of product / Alternate images

Alternative

