



### Main

Range of product	Telemecanique Radio frequency identification XG
Product or component type	Panel mounting smart antenna
RFID compact station name	XGCS
RFID frequency	13.56 MHz
Design	Diameter 22 mounting
Electrical connection	5 pin(s)1 male connector M12
Outer dimension	40 x 40 x 40 mm
Product compatibility	RFID microchip NXP (Mifare classic 1K/4K) RFID microchip Texas (Tag-it HFI) RFID microchip Fujitsu (MB89R118 - MB89R119)
[Sn] nominal sensing distance	10...70 mm
[Us] rated supply voltage	24 V DC conforming to Protective Extra Low Voltage

### Complementary

Operating mode	Standalone
Type of output signal	Discrete
Discrete output function	1 NO
Discrete output type	PNP
Switching capacity in mA	300 mA (overload and short-circuit protection)
Associated tag type	ISO 14443 standard tags ISO 15693 standard tags Automatic detection of the type of tag
Supply voltage limits	19.2...29 V DC
Current consumption	< 60 mA
Status LED	RFID communication: 1 LED (dual colour) Output state: 1 LED (dual colour)
Tightening torque	< 2.2 N.m
Marking	CE
Net weight	0.057 kg

### Environment

Product certifications	CE
Standards	ETSI EN 301 489-1 ETSI EN 300 330-1 ETSI EN 301 489-3 ETSI EN 300 330-2
Ambient air temperature for operation	-25...70 °C
Ambient air temperature for storage	-40...85 °C
IP degree of protection	IP65 conforming to IEC 60529
Vibration resistance	2 mm (f= 5...29.5 Hz) conforming to IEC 60068-2-6 7 gn (f= 29.5...150 Hz) conforming to IEC 60068-2-6
Shock resistance	30 gn for 11 ms conforming to IEC 60068-2-27

IK degree of protection	IK02 conforming to IEC 62262
Electromagnetic compatibility	<p>Electrostatic discharge immunity test: (contact discharge), 3, 6 kV, conforming to IEC 61000-4-2</p> <p>Electrostatic discharge immunity test: (air discharge), 3, 8 kV, conforming to IEC 61000-4-2</p> <p>Electrical fast transient/burst immunity test: (signal ports), 3, 1 kV, conforming to IEC 61000-4-4</p> <p>Electrical fast transient/burst immunity test: (power ports), 3, 2 kV, conforming to IEC 61000-4-4</p> <p>Susceptibility to electromagnetic fields: , 3, 10 V/m, conforming to IEC 61000-4-3</p> <p>1.2/50 <math>\mu</math>s shock waves immunity test: , 3, 10 kV, conforming to IEC 61000-4-5</p> <p>Conducted RF disturbances: , 3, 10 V, conforming to IEC 61000-4-6</p> <p>Magnetic field at power frequency: , 4, 30 A/m, conforming to IEC 61000-4-8</p>

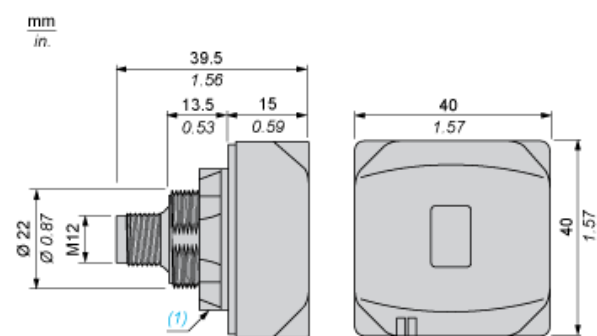
## Packing Units

Unit Type of Package 1	PCE
Number of Units in Package 1	1
Package 1 Height	4.800 cm
Package 1 Width	6.600 cm
Package 1 Length	8.600 cm
Package 1 Weight	76.000 g
Unit Type of Package 2	S01
Number of Units in Package 2	22
Package 2 Height	15 cm
Package 2 Width	15 cm
Package 2 Length	40 cm
Package 2 Weight	1.929 kg

## Offer Sustainability

Sustainable offer status	Green Premium product
California proposition 65	<p>WARNING: This product can expose you to chemicals including: Diisononyl phthalate (DINP), which is known to the State of California to cause cancer, and Di-isodecyl phthalate (DIDP), which is known to the State of California to cause birth defects or other reproductive harm. For more information go to <a href="http://www.P65Warnings.ca.gov">www.P65Warnings.ca.gov</a></p>
For all Reach Rohs enquiries contact us at	<a href="mailto:sustainability@tesensors.com">sustainability@tesensors.com</a>

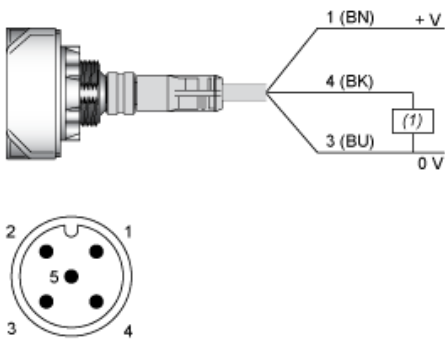
## Dimensions



(1) Locking nut

Connections

Wiring Diagrams (Sensor Socket)



(1) Load

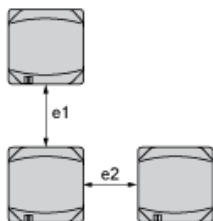
Pin no.	Description
1	+ 24 VDC
2	Reserved - Do not connect
3	0 V
4	PNP Output
5	Reserved - Do not connect

---

## Mounting and Clearance

---

### Minimum Distance Between 2 Identical Smart Antennas



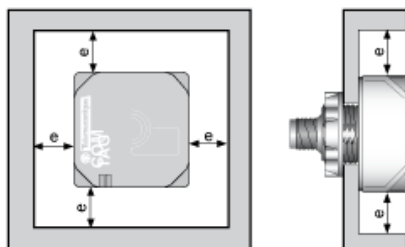
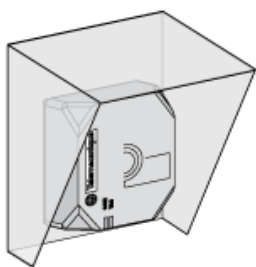
$e1 = e2 \geq 310 \text{ mm} / 12.2 \text{ in.}$

---

## Mounting and Clearance

---

### Mounting on a Metal Structure



$e > 20 \text{ mm} / 0.7 \text{ in.}$