

XEP4E1FDA326

Microswitch, Limit switches XC Standard,
miniature limit switch, flat lever, cable length
0.5 m



Main

| | |
|-------------------------------|--|
| Range of product | OsiSense XC |
| Series name | Special format |
| Product or component type | Microswitch |
| Device short name | XEP4 |
| Detector design | Subminiature, DIN 41635 B format, sealed |
| Head type | Plunger head |
| Lever material | Stainless steel |
| Lever fixing position | A |
| Movement of operating head | Linear |
| Type of operator | Flat lever |
| Type of approach | Lateral approach |
| Electrical connection | Pre-cabled |
| Cable length | 0.5 m |
| Cable composition | 3 x 0.5 mm ² |
| Contacts type and composition | 1 C/O standard |
| Contact operation | Snap action |
| Contacts material | AgCdO |

Complementary

| | |
|---|--|
| Body material | Polyester |
| Maximum force for tripping | 0.63 N lever fixing position in A 1.25 N lever fixing position in B |
| Minimum release force | 0.2 N lever fixing position in A 0.4 N lever fixing position in B |
| Maximum permissible end of travel force | 5 N lever fixing position in B 2.5 N lever fixing position in A |
| Tripping point | 10.7 Mm lever fixing position in A 9.6 mm lever fixing position in B |
| Maximum differential travel | 0.26 Mm lever fixing position in B 0.52 mm lever fixing position in A |
| Minimum over travel | 1.2 Mm lever fixing position in B 2.4 mm lever fixing position in A |
| Inter contact distance | 0.4 mm |
| Contact code designation | B300, AC-15 (Ue = 240 V, Ie = 1.5 A) conforming to EN/IEC 60947-5-1 appendix A R300, DC-13 (Ue = 250 V, Ie = 0.1 A) conforming to EN/IEC 60947-5-1 appendix A |
| [Ith] conventional free air thermal current | 7.5 A at 250 V 50/60 Hz |
| Mechanical durability | 2000000 cycles |
| Width | 7 mm |
| Height | 15 mm |
| Depth | 20 mm |
| Net weight | 14.8 g |
| Terminals description ISO n°1 | (1-2-4)OC |

Environment

| | |
|---------------------------------------|---|
| IP degree of protection | IP67 |
| Ambient air temperature for operation | -40...105 °C |
| Marking | CE |
| Standards | UL 1054 EN 60947-5-1 EN 61058 IEC 60947-5-1 CURus |

Packing Units

| | |
|------------------------------|-----------|
| Unit Type of Package 1 | PCE |
| Number of Units in Package 1 | 1 |
| Package 1 Height | 1.500 cm |
| Package 1 Width | 7.000 cm |
| Package 1 Length | 12.000 cm |
| Package 1 Weight | 16.000 g |
| Unit Type of Package 2 | BB1 |
| Number of Units in Package 2 | 5 |
| Package 2 Height | 3.000 cm |
| Package 2 Width | 7.000 cm |
| Package 2 Length | 12.000 cm |
| Package 2 Weight | 85.000 g |
| Unit Type of Package 3 | S01 |
| Number of Units in Package 3 | 100 |
| Package 3 Height | 15 cm |
| Package 3 Width | 15 cm |
| Package 3 Length | 40 cm |
| Package 3 Weight | 1.877 kg |

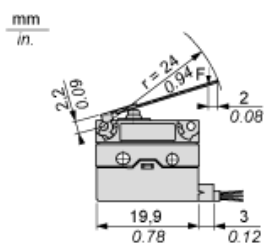
Offer Sustainability

| | |
|--|---|
| Sustainable offer status | Green Premium product |
| Toxic heavy metal free | Yes |
| Circularity Profile | No need of specific recycling operations |
| California proposition 65 | WARNING: This product can expose you to chemicals including: Diisononyl phthalate (DINP), which is known to the State of California to cause cancer, and Di-isodecyl phthalate (DIDP), which is known to the State of California to cause birth defects or other reproductive harm. For more information go to www.P65Warnings.ca.gov |
| For all Reach Rohs enquiries contact us at | sustainability@tesensors.com |

Contractual warranty

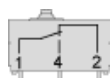
| | |
|----------|-----------|
| Warranty | 18 months |
|----------|-----------|

Dimensions



Wiring Diagram

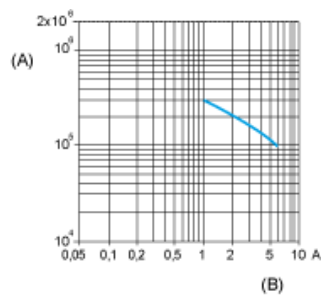
Single-pole CO Snap Action



- 1 : Black
- 2 : Grey
- 4 : Blue

Operating Curves

250 V AC : Resistive circuit



- (A) Number of cycles
(B) Current