



Main

| | |
|------------------------------|--|
| Range of product | OsiSense XC |
| Series name | Basic |
| Product or component type | Limit switch |
| Product specific application | Light to medium duty |
| Device short name | XCJ |
| Body type | Fixed |
| Head type | Plunger head |
| Material | Plastic and metal |
| Fixing mode | By the body |
| Movement of operating head | Linear |
| Type of operator | Spring return plunger steel |
| Switch actuation | On end |
| Type of approach | Vertical approach, 1 direction |
| Electrical connection | Screw-clamp terminals |
| Cable entry | 1 flexible rubber cable gland, cable outer diameter: 8.5...10.5 mm |
| Number of poles | 1 |
| Contact operation | Snap action |
| Positive opening | Without |
| Maximum force for tripping | 4 N |

Complementary

| | |
|--|--|
| Contacts insulation form | C |
| Minimum release force | 0.98 N |
| Minimum actuation speed | 0.01 mm/s |
| Maximum actuation speed | 0.5 m/s |
| Maximum operating rate | 120 cyc/mn |
| Contact code designation | A300, AC (Ue = 240 V), Ie = 10 A, Ithe = 10 A conforming to IEC 60947-5-1 R300, DC (Ue = 220 V), Ie = 0.3 A conforming to IEC 60947-5-1 |
| Maximum resistance across terminals | 25 MOhm |
| [Uimp] rated impulse withstand voltage | 4 kV conforming to IEC 60664 |
| Electrical durability | 800000 cycles, AC, 10 A, 220 V |
| Mechanical durability | 10000000 cycles |
| Width | 22 mm |
| Height | 67 mm |
| Depth | 70 mm |
| Net weight | 0.086 kg |
| Terminals description ISO n°1 | (NO-NC-C)OF |

Environment

| | |
|---------------------------------------|--|
| Shock resistance | 10 gn for 11 ms conforming to IEC 60068-2-27 |
| Vibration resistance | +/- 3 mm (f= 10...55 Hz) conforming to IEC 60068-2-6 |
| IP degree of protection | IP40 conforming to IEC 60529 |
| Electrical shock protection class | Class II conforming to IEC 60947-5-1 |
| Ambient air temperature for operation | -25...70 °C |

| | |
|-------------------------------------|-----------------------------|
| Ambient air temperature for storage | -40...70 °C |
| Marking | CE CCC |
| Standards | IEC 60947-5-1 GB 14048.5 |

Packing Units

| | |
|------------------------------|-----------|
| Unit Type of Package 1 | PCE |
| Number of Units in Package 1 | 1 |
| Package 1 Height | 2.000 cm |
| Package 1 Width | 6.500 cm |
| Package 1 Length | 7.000 cm |
| Package 1 Weight | 88.000 g |
| Unit Type of Package 2 | BB1 |
| Number of Units in Package 2 | 10 |
| Package 2 Height | 7.500 cm |
| Package 2 Width | 8.500 cm |
| Package 2 Length | 22.000 cm |
| Package 2 Weight | 927.000 g |
| Unit Type of Package 3 | S03 |
| Number of Units in Package 3 | 150 |
| Package 3 Height | 30.000 cm |
| Package 3 Width | 30.000 cm |
| Package 3 Length | 40.000 cm |
| Package 3 Weight | 14.319 kg |

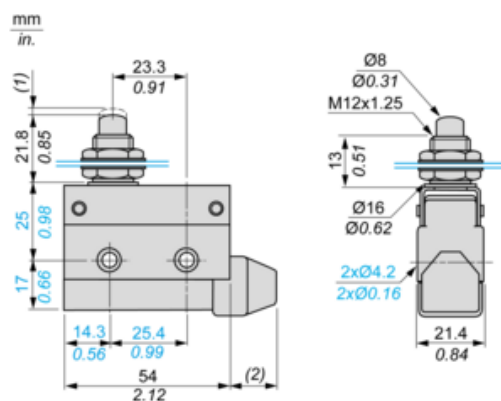
Offer Sustainability

| | |
|--|---|
| California proposition 65 | WARNING: This product can expose you to chemicals including: Diisononyl phthalate (DINP), which is known to the State of California to cause cancer, and Di-isodecyl phthalate (DIDP), which is known to the State of California to cause birth defects or other reproductive harm. For more information go to www.P65Warnings.ca.gov |
| For all Reach Rohs enquiries contact us at | sustainability@tesensors.com |

Contractual warranty

| | |
|----------|-----------|
| Warranty | 18 months |
|----------|-----------|

Dimensions



(1) : 2 mm max / 0.07 in. max

(2) : 16.5 mm max / 0.64 in. max

Connection and Schema

Wiring Diagram

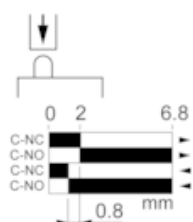
Single pole 1C/O



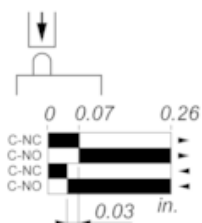
Technical Description

Type of Operator and Functional Diagram, Travel Distance

mm



in.



■ (1)

□ (2)

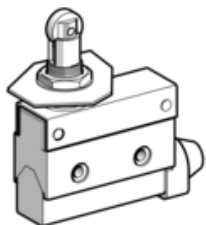
▶ (3)

◀ (4)

- (1) : Contact closed
- (2) : Contact open
- (3) : Tripping
- (4) : Resetting

Mounting and Fixing

Recommended



To be Avoided

