

XC2JC163

Limit switch, Limit switches XC Standard, XC2 J, metal side plunger, 1 C/O



Main

Range of product	OsiSense XC
Series name	Special format
Product or component type	Limit switch
Product specific application	For severe applications
Device short name	XC2J
Body type	Fixed
Head type	Plunger head
Material	Metal
Movement of operating head	Linear
Type of operator	Side plunger metal
Switch actuation	On end
Type of approach	Lateral approach, 1 direction
Number of poles	1
Contact operation	Snap action
Minimum force for tripping	26 N
Maximum actuation speed	0.5 m/s
Repeat accuracy	0.01 mm with 1 million operating cycles

Complementary

Fixing mode	By the body
Electrical connection	Screw-clamp terminals, clamping capacity: 1 x 0.5...2 x 2.5 mm ²
Cable entry	1 entry incorporating cable gland, cable outer diameter: 6...13.5 mm
Contacts insulation form	Za
Contacts material	Silver plated contacts
Positive opening	Without
Minimum actuation speed	0.001 m/min
Contact code designation	A300, AC-15 (Ue = 240 V), Ie = 3 A, Ithe = 10 A conforming to EN/IEC 60947-5-1 Q300, DC-13 (Ue = 250 V), Ie = 0.27 A conforming to EN/IEC 60947-5-1
[Ui] rated insulation voltage	500 V conforming to IEC 60947-5-1 500 V conforming to NF C 20-040 group C 300 V conforming to CSA C22.2 No 14
Maximum resistance across terminals	25 MOhm conforming to IEC 60255-7 category 3 25 MOhm conforming to NF C 93-050 method A
Short-circuit protection	10 A cartridge fuse, type gG
Electrical durability	5000000 Cycles, DC-13, 120 V, 4 W, operating rate <3600 cyc/h, load factor: 0.5 conforming to IEC 60947-5-1 appendix C 5000000 Cycles, DC-13, 24 V, 10 W, operating rate <3600 cyc/h, load factor: 0.5 conforming to IEC 60947-5-1 appendix C 5000000 cycles, DC-13, 48 V, 7 W, operating rate <3600 cyc/h, load factor: 0.5 conforming to IEC 60947-5-1 appendix C
Mechanical durability	30000000 cycles
Width	40 mm
Height	112 mm
Depth	41 mm
Net weight	0.6 kg
Terminals description ISO n°1	(13-14-11-12)OF

Environment

Shock resistance	25 gn for 18 ms conforming to IEC 60068-2-27
Vibration resistance	10 gn (f= 10...500 Hz) conforming to IEC 60068-2-6
IP degree of protection	IP65 conforming to IEC 60529 IP657 conforming to NF C 20-010
IK degree of protection	IK08
Electrical shock protection class	Class I conforming to IEC 60536 Class I conforming to NF C 20-030
Ambient air temperature for operation	-25...70 °C
Ambient air temperature for storage	-40...70 °C
Protective treatment	TC
Product certifications	CSA[RETURN]NEMKO[RETURN]DEMKO
Standards	EN/IEC 60947-5-1 IEC 60337-1 UL 508 VDE 0660-200 CSA C22.2 No 14

Packing Units

Unit Type of Package 1	PCE
Number of Units in Package 1	1
Package 1 Height	7.000 cm
Package 1 Width	4.500 cm
Package 1 Length	14.500 cm
Package 1 Weight	632.000 g
Unit Type of Package 2	S01
Number of Units in Package 2	7
Package 2 Height	15 cm
Package 2 Width	15 cm
Package 2 Length	40 cm
Package 2 Weight	4.642 kg

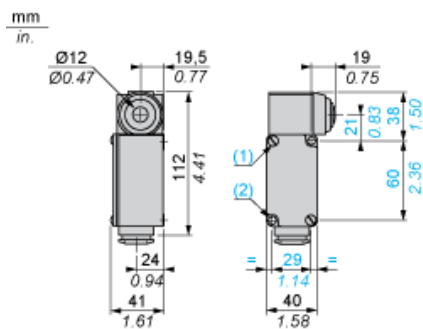
Offer Sustainability

Sustainable offer status	Green Premium product
Circularity Profile	No need of specific recycling operations
California proposition 65	WARNING: This product can expose you to chemicals including: Diisononyl phthalate (DINP), which is known to the State of California to cause cancer, and Di-isodecyl phthalate (DIDP), which is known to the State of California to cause birth defects or other reproductive harm. For more information go to www.P65Warnings.ca.gov
For all Reach Rohs enquiries contact us at	sustainability@tesensors.com

Contractual warranty

Warranty	18 months
----------	-----------

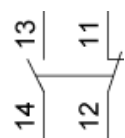
Dimensions



- (1) Fixing from the rear: by 2 M5 screws. Depth of thread on switch: 10 mm.
(2) Fixing from the front via 2 holes Ø 5.5.

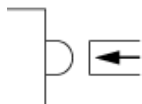
Wiring Diagram

Single-pole CO Snap Action

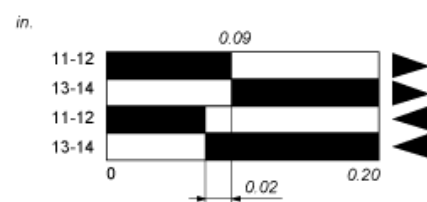
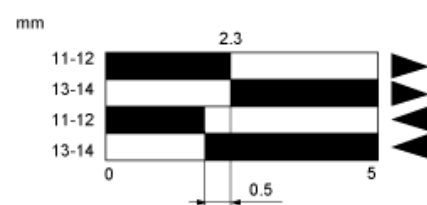


Characteristics of Actuation

Switch Actuation on End



Functionnal Diagram



- (1) Closed
- (2) Open
- (3) Tripping
- (4) Resetting