


# Product data sheet

Specifications



## Complete potentiometer, Harmony XB5, plastic, 22mm, 4K7

XB5AD912R4K7

Product availability : Stock - Normally stocked in distribution facility

Price\* : 52.56 USD

### Main

Range of Product	Harmony XB5
Product or Component Type	Potentiometer
Device short name	XB5
Head type	Standard
Device presentation	Complete product

### Complementary

Bezel material	Dark grey plastic
Mounting diameter	0.87 in (22 mm)
Product Compatibility	Ø 6 mm shaft
Sale per indivisible quantity	1
CAD overall width	1.18 in (30 mm)
CAD overall height	1.65 in (42 mm)
CAD overall depth	3.23 in (82 mm)
Product Weight	0.11 lb(US) (0.048 kg)
Protective treatment	TH
Ambient Air Temperature for Storage	-40...158 °F (-40...70 °C)
Ambient Air Temperature for Operation	-40...158 °F (-40...70 °C)
Electrical shock protection class	Class II IEC 60536
IP degree of protection	IP66 IEC 60529
NEMA degree of protection	NEMA 13 NEMA 4X
Resistance to high pressure washer	1015.26 psi (7000000 Pa) 131 °F (55 °C) 0.1 m
IK degree of protection	IK03 IEC 50102
Standards	UL 508 CSA C22.2 No 14 EN/IEC 60947-1
Product Certifications	BV

\* Price is “List Price” and may be subject to a trade discount – check with your local distributor or retailer for actual price.

	CSA UL Listed
Shape of signaling unit head	Round
Operator profile	knurled knob, with white)
[Us] rated supply voltage	<= 30 V AC <= 42 V DC
Rated power in W	1 W 158 °F (70 °C)
Precision of internal conversion resistor	+/-10%
Potentiometer characteristic	Linear
Mechanical durability	50000 cycles
Ohmic value	4700 Ohm
Material	Cermet
Vibration resistance	5 gn 2...500 Hz)IEC 60068-2-6
Shock resistance	30 gn 18 ms) half sine wave acceleration IEC 60068-2-27 50 gn 11 ms) half sine wave acceleration IEC 60068-2-27
Main group	Potentiometer
Group of product	Potentiometer knurled knob
Colour of marking	White

### Ordering and shipping details

Category	22000-Temporary Category for ITS Price Promotion
Discount Schedule	I
GTIN	3606480985065
Returnability	Yes
Country of origin	FR

### Packing Units

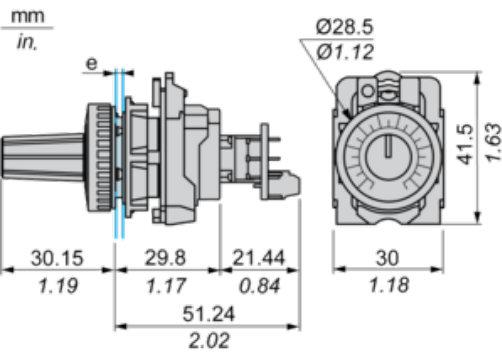
Unit Type of Package 1	PCE
Number of Units in Package 1	1
Package 1 Height	2.09 in (5.3 cm)
Package 1 Width	1.73 in (4.4 cm)
Package 1 Length	3.43 in (8.7 cm)
Package 1 Weight	2.08 oz (59.0 g)
Unit Type of Package 2	S02
Number of Units in Package 2	40
Package 2 Height	5.91 in (15.0 cm)
Package 2 Width	11.81 in (30.0 cm)
Package 2 Length	15.75 in (40.0 cm)
Package 2 Weight	6.28 lb(US) (2.848 kg)

### Offer Sustainability

Sustainable offer status	Green Premium product
California proposition 65	WARNING: This product can expose you to chemicals including: Nickel compounds, which is known to the State of California to cause cancer, and Di-isodecyl phthalate (DIDP), which is known to the State of California to cause birth defects or other reproductive harm. For more information go to <a href="http://www.P65Warnings.ca.gov">www.P65Warnings.ca.gov</a>
REACH Regulation	<a href="#">REACH Declaration</a>

REACH free of SVHC	Yes
EU RoHS Directive	Pro-active compliance (Product out of EU RoHS legal scope) <a href="#">EU RoHS Declaration</a>
Mercury free	Yes
China RoHS Regulation	<a href="#">China RoHS declaration</a>
RoHS exemption information	<a href="#">Yes</a>
Environmental Disclosure	<a href="#">Product Environmental Profile</a>
Circularity Profile	<a href="#">End of Life Information</a>
WEEE	The product must be disposed on European Union markets following specific waste collection and never end up in rubbish bins.

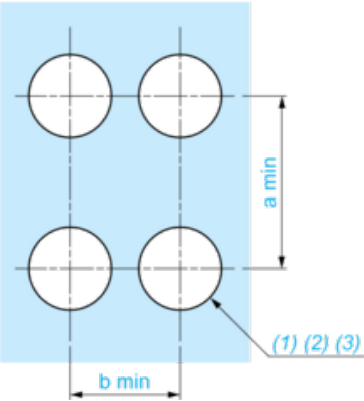
Dimensions



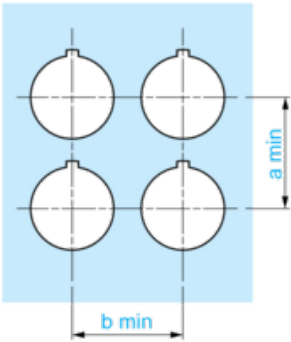
e: Panel thickness: 1 mm to 6 mm / 0.03 in. to 0.24 in.

Panel Cut-out for Pushbuttons, Switches and Pilot Lights (Finished Holes, Ready for Installation)

Connection by Screw Terminals or Plug-in Connectors

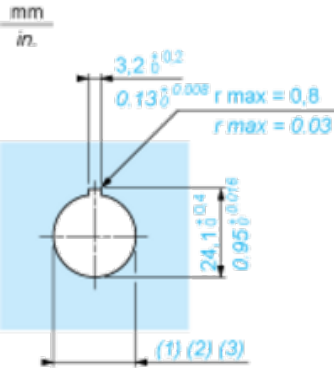


Connection by Faston Connectors



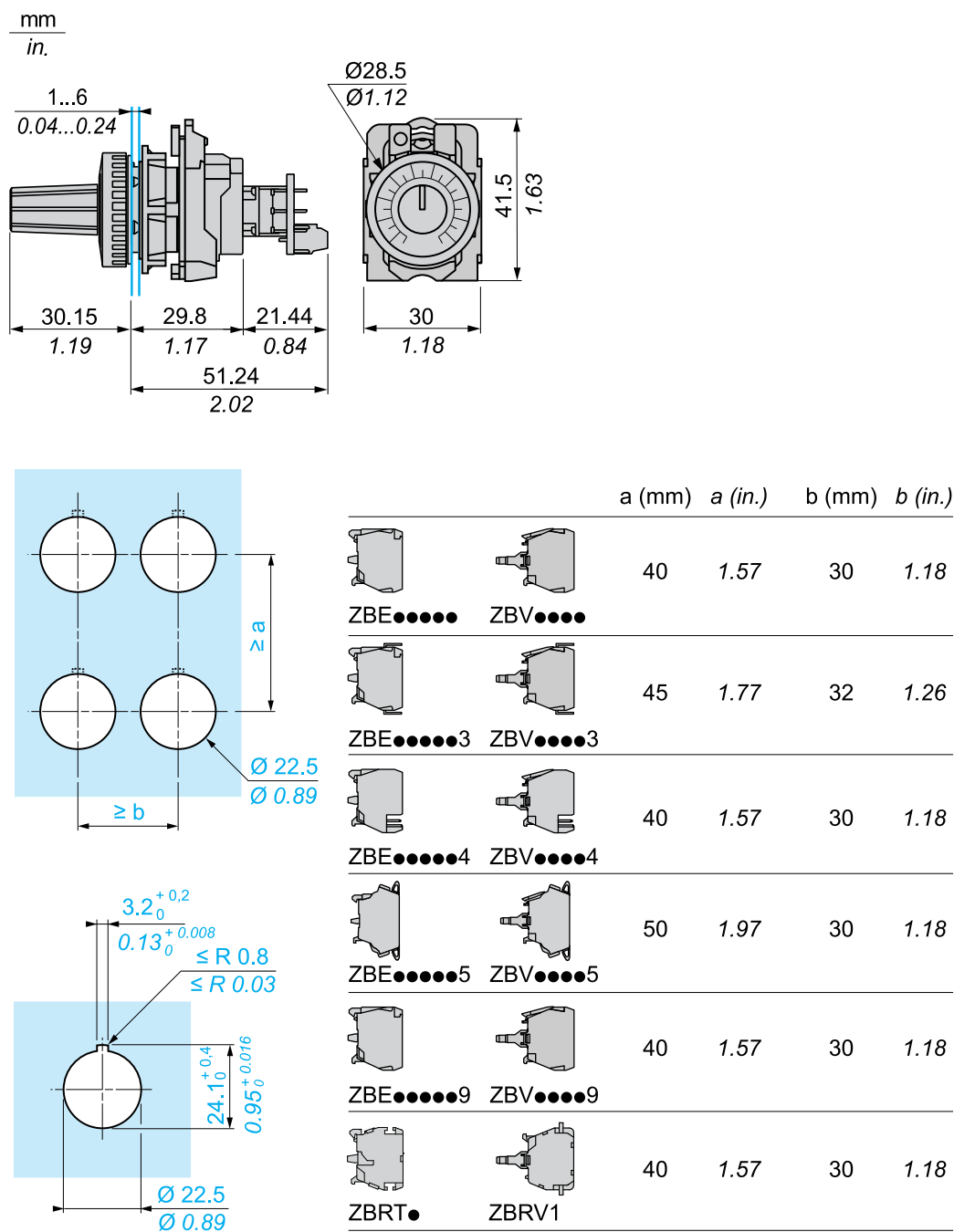
Connections	a in mm	a in in.	b in mm	b in in.
By screw clamp terminals or plug-in connector	40	1.57	30	1.18
By Faston connectors	45	1.77	32	1.26

Detail of Lug Recess



- (1) Diameter on finished panel or support
- (2) For selector switches and Emergency stop buttons, use of an anti-rotation plate type ZB5AZ902 is recommended.
- (3) Ø22.5 mm recommended (Ø22.3<sub>0</sub><sup>+0.4</sup>) / Ø0.89 in. recommended (Ø0.88 in.<sub>0</sub><sup>+0.016</sup>)

Dimensions



Recommended replacement(s)