

# Product data sheet

Specifications



line/motor choke - 0.5 mH - 60 A - 3 phases - 94 W - for variable speed drive

VW3A4555

Product availability : Stock - Normally stocked in distribution facility

Price\* : 2,502.00 USD

## Main

Range of Product	Altivar
Product or Component Type	Line/motor choke
Product compatibility	LXM32MD85N4 - line choke - 1 per drive LXM32MC10N4 - line choke - 1 per drive Variable speed drive ATV340 15 kW 380...480 V - line choke - 1 per drive ATV61CD15N4 - motor choke - 1 per drive ATV61HD11M3X - line choke - 1 per drive ATV61HD15N4 - motor choke - 1 per drive ATV61HD18N4 - line choke - 1 per drive ATV61HD22N4 - line choke - 1 per drive ATV61HD30Y - line choke - 1 per drive ATV61HD37Y - line choke - 1 per drive ATV61HD45Y - line choke - 1 per drive ATV61HU75M3 - line choke - 1 per drive ATV61KD15N4 - motor choke - 1 per drive ATV61WD18N4 - line choke - 1 per drive ATV61WD18N4C - line choke - 1 per drive ATV61WD22N4 - line choke - 1 per drive ATV61WD22N4C - line choke - 1 per drive ATV71HD11M3X - line choke - 1 per drive ATV71HD18N4 - line choke - 1 per drive ATV71HD22N4 - line choke - 1 per drive ATV71HD30Y - line choke - 1 per drive ATV71HD37Y - line choke - 1 per drive ATV71HD45Y - line choke - 1 per drive ATV71HU75M3 - line choke - 1 per drive ATV71WD18N4 - line choke - 1 per drive ATV71WD22N4 - line choke - 1 per drive ATV312HD11M3 - line choke - 1 per drive ATV312HD15M3 - line choke - 1 per drive ATV32HD15N4 - motor choke - 1 per drive Variable speed drive ATV340 18 kW 380...480 V - line choke - 1 per drive Variable speed drive ATV340 22 kW 380...480 V - line choke - 1 per drive Variable speed drive ATV320 15 kW 380...500 V - three phase - motor choke - 1 per drive Variable speed drive ATV320 11 kW 200...240 V - three phase - line choke - 1 per drive Variable speed drive ATV320 15 kW 200...240 V - three phase - line choke - 1 per drive Variable speed drive ATV630 30 kW 500...690 V - three phase - line choke - 1 per drive Variable speed drive ATV630 37 kW 500...690 V - three phase - line choke - 1 per drive Variable speed drive ATV630 45 kW 500...690 V - three phase - line choke - 1 per drive Variable speed drive ATV930 30 kW 500...690 V - three phase - line choke - 1 per drive Variable speed drive ATV930 37 kW 500...690 V - three phase - line choke - 1 per drive Variable speed drive ATV930 45 kW 500...690 V - three phase - line choke - 1 per drive Variable speed drive ATV630 600 V - three phase - line choke - 40 hp - 1 per drive Variable speed drive ATV630 600 V - three phase - line choke - 50 hp - 1 per drive Variable speed drive ATV630 600 V - three phase - line choke - 60 hp - 1 per drive Variable speed drive ATV930 600 V - three phase - line choke - 40 hp - 1 per drive Variable speed drive ATV930 600 V - three phase - line choke - 50 hp - 1 per drive Variable speed drive ATV930 600 V - three phase - line choke - 60 hp - 1 per drive
Number of phases	Three phase
Range compatibility	Altivar 32 Altivar Machine ATV340 Lexium 62 Altivar 71 Altivar Machine ATV320 Altivar 312 Altivar Process ATV900

\* Price is “List Price” and may be subject to a trade discount – check with your local distributor or retailer for actual price.

Disclaimer: This documentation is not intended as a substitute for and is not to be used for determining suitability or reliability of these products for specific user applications

	Altivar Process ATV600 Altivar 61 Lexium 32 Easy Altivar 310
Device Application	Reduction of overvoltages at motor terminals Reduction of current harmonics
Value of inductance	0.5 mH
Line Rated Current	60 A
Thermal losses	94 W
Electrical connection	Terminal 35 mm² / AWG 0, 22.13...26.55 lbf.in (2.5...3 N.m)

### Complementary

Power supply frequency	50...60 Hz
Max current	1.65 x nominal current 60 s)
Maximum voltage drop at rated load	5 %
Electrical Insulation Class	Class F
Minimum clearance distance	0.22 in (5.5 mm) IEC 60664
Leakage distance	0.45 in (11.5 mm) IEC 60664
Net Weight	24.25 lb(US) (11 kg)
Width	7.09 in (180 mm)
Height	8.27 in (210 mm)
Depth	6.50 in (165 mm)

### Environment

Standards	EN 50178 IEC 60076 (with HD398) VDE 0160 level 1
IP Degree of Protection	Choke IP00 Terminals IP10
Environmental characteristic	3B1 IEC 721-3-3 3C2 IEC 721-3-3 3S1 IEC 721-3-3
Pollution degree	2 EN 50178
Vibration resistance	1 gn 13...200 Hz)IEC 60068-2-6 1.5 mm peak to peak 3...13 Hz)IEC 60068-2-6
Shock resistance	15 gn 11 ms IEC 60068-2-27
Relative humidity	0...95 %
Ambient air temperature for operation	113...131 °F (45...55 °C) with current derating of 2 % per °C) 32...113 °F (0...45 °C) without current derating)
Ambient Air Temperature for Storage	-13...158 °F (-25...70 °C)
Operating altitude	<= 3280.84 ft (1000 m) without current derating <= 3280.84 ft (1000 m) without derating

### Ordering and shipping details

Category	22154-ATV320/ATV312/ATV32 ACCESSORIES
Discount Schedule	CP4B
GTIN	3389118065949
Returnability	No
Country of origin	CZ

Packing Units

Unit Type of Package 1	PCE
Number of Units in Package 1	1
Package 1 Height	10.08 in (25.600 cm)
Package 1 Width	11.18 in (28.400 cm)
Package 1 Length	12.91 in (32.800 cm)
Package 1 Weight	24.39 lb(US) (11.062 kg)
Unit Type of Package 2	P06
Number of Units in Package 2	8
Package 2 Height	29.53 in (75.000 cm)
Package 2 Width	23.62 in (60.000 cm)
Package 2 Length	31.50 in (80.000 cm)
Package 2 Weight	231.84 lb(US) (105.160 kg)

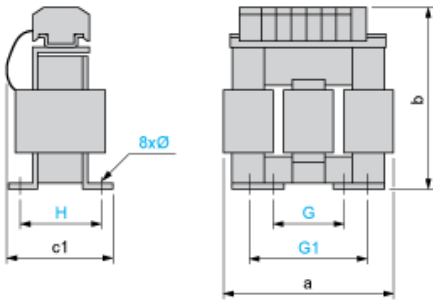
Offer Sustainability

California proposition 65	WARNING: This product can expose you to chemicals including: Lead and lead compounds, which is known to the State of California to cause cancer and birth defects or other reproductive harm. For more information go to <a href="http://www.P65Warnings.ca.gov">www.P65Warnings.ca.gov</a>
REACH Regulation	<a href="#">REACH Declaration</a>
REACH free of SVHC	Yes
EU RoHS Directive	Pro-active compliance (Product out of EU RoHS legal scope) <a href="#">EU RoHS Declaration</a>
Toxic heavy metal free	Yes
Mercury free	Yes
China RoHS Regulation	<a href="#">China RoHS declaration</a>
RoHS exemption information	<a href="#">Yes</a>

Contractual warranty

Warranty	18 months
----------	-----------

Dimensions



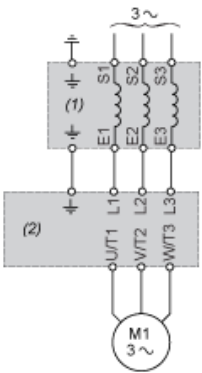
Dimensions in mm

a	b	c1	G	G1	H	Ø
180	210	160	85	122	105	6 x 12

Dimensions in in.

a	b	c1	G	G1	H	Ø
7.09	8.27	6.30	3.35	4.80	4.13	0.24 x 0.47

Recommended Schema - Line Choke

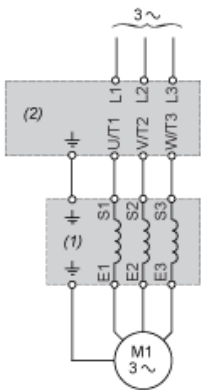


- (1)

Line Choke
- (2)

Drive

Recommended Schema - Motor Choke



- (1) Motor Choke
- (2) Drive

Recommended replacement(s)