

Product datasheet

Specifications



line/motor choke - 4 mH - 10 A - 3
phases - 65 W - for variable speed
drive

VW3A4552

Main

Range of product	Altivar
Product or component type	Line/motor choke
Product compatibility	Variable speed drive ATV340 motor: 1.5 kW 380...480 V - line choke - 1 per drive ATV31CU22N4 - line choke - 1 per drive ATV31CU22N4 - motor choke - 1 per drive ATV31CU30N4 - line choke - 1 per drive ATV31CU30N4 - motor choke - 1 per drive ATV31CU40N4 - line choke - 1 per drive ATV31CU40N4 - motor choke - 1 per drive ATV61HU15M3 - line choke - 1 per drive ATV61HU22M3 - line choke - 1 per drive ATV61HU22N4 - line choke - 2 per drive ATV61HU30N4 - line choke - 1 per drive ATV61HU40N4 - line choke - 1 per drive ATV61HU75Y - line choke - 1 per drive ATV61WU22N4 - line choke - 1 per drive ATV61WU22N4C - line choke - 1 per drive ATV61WU30N4 - line choke - 1 per drive ATV61WU30N4C - line choke - 1 per drive ATV61WU40N4 - line choke - 1 per drive ATV61WU40N4C - line choke - 2 per drive ATV71HD55Y - line choke - 2 per drive ATV71HD75Y - line choke - 1 per drive ATV71HU15M3 - line choke - 1 per drive ATV71HU22M3 - line choke - 1 per drive ATV71HU22N4 - line choke - 1 per drive ATV71HU30N4 - line choke - 1 per drive ATV71HU40N4 - line choke - 1 per drive ATV71PU22N4Z - line choke - 1 per drive ATV71PU30N4Z - line choke - 1 per drive ATV71PU40N4Z - line choke - 2 per drive ATV71WU22N4 - line choke - 1 per drive ATV71WU30N4 - line choke - 1 per drive ATV71WU40N4 - line choke - 1 per drive LXM05D17M3X - line choke - 1 per drive LXM05D34N4 - line choke - 1 per drive LXM05D57N4 - line choke - 1 per drive ATV12H075F1 - motor choke - 1 per drive ATV12H075M2 - motor choke - 1 per drive ATV12H075M3 - motor choke - 1 per drive ATV12HU15M2 - motor choke - 1 per drive ATV12HU15M3 - motor choke - 1 per drive ATV12P075M2 - motor choke - 1 per drive ATV312HU11M3 - line choke - 1 per drive ATV312HU15M3 - line choke - 1 per drive ATV312HU22N4 - line choke - 1 per drive ATV312HU30N4 - line choke - 1 per drive ATV312HU40N4 - line choke - 1 per drive ATV312HU40S6 - line choke - 1 per drive ATV312HU55S6 - line choke - 1 per drive ATV61HU40Y - line choke - 1 per drive ATV61HU55Y - line choke - 1 per drive ATV71HU40Y - line choke - 1 per drive ATV71HU55S6X - line choke - 1 per drive ATV312HU22N4 - motor choke - 1 per drive ATV312HU30N4 - motor choke - 1 per drive ATV312HU40N4 - motor choke - 1 per drive ATV312HU40S6 - motor choke - 1 per drive ATV312HU55S6 - motor choke - 1 per drive ATV12P075M3 - motor choke - 1 per drive

	ATV12PU15M3 - motor choke - 1 per drive ATV61HU30S6X - line choke - 1 per drive ATV61HU40S6X - line choke - 1 per drive ATV61HU55S6X - line choke - 1 per drive ATV71HU30S6X - line choke - 1 per drive ATV71HU40S6X - line choke - 1 per drive ATV32HU22N4 - motor choke - 1 per drive ATV32HU30N4 - motor choke - 1 per drive ATV32HU40N4 - motor choke - 1 per drive ATV32HU22N4 - line choke - 1 per drive ATV32HU30N4 - line choke - 1 per drive ATV32HU40N4 - line choke - 1 per drive Variable speed drive ATV310 motor: 1.5 kW - line choke - 1 per drive Variable speed drive ATV310 motor: 2.2 kW - line choke - 1 per drive Variable speed drive ATV310 motor: 3 kW - line choke - 1 per drive Variable speed drive ATV310 motor: 2.2 kW - motor choke - 1 per drive Variable speed drive ATV310 motor: 3 kW - motor choke - 1 per drive Variable speed drive ATV310 motor: 4 kW - motor choke - 1 per drive Variable speed drive ATV340 motor: 2.2 kW 380...480 V - line choke - 1 per drive Variable speed drive ATV340 motor: 3 kW 380...480 V - line choke - 1 per drive Variable speed drive ATV340 motor: 4 kW 380...480 V - line choke - 1 per drive Variable speed drive ATV320 motor: 2.2 kW 380...500 V - three phase - line choke - 1 per drive Variable speed drive ATV320 motor: 3 kW 380...500 V - three phase - line choke - 1 per drive Variable speed drive ATV320 motor: 4 kW 380...500 V - three phase - line choke - 1 per drive Variable speed drive ATV320 motor: 0.18 kW 200...240 V - single phase - motor choke - 1 per drive Variable speed drive ATV320 motor: 0.37 kW 200...240 V - single phase - motor choke - 1 per drive Variable speed drive ATV320 motor: 0.55 kW 200...240 V - single phase - motor choke - 1 per drive Variable speed drive ATV320 motor: 0.75 kW 200...240 V - single phase - motor choke - 1 per drive Variable speed drive ATV320 motor: 1.1 kW 200...240 V - single phase - motor choke - 1 per drive Variable speed drive ATV320 motor: 1.5 kW 200...240 V - single phase - motor choke - 1 per drive Variable speed drive ATV320 motor: 0.37 kW 380...500 V - three phase - motor choke - 1 per drive Variable speed drive ATV320 motor: 0.55 kW 380...500 V - three phase - motor choke - 1 per drive Variable speed drive ATV320 motor: 0.75 kW 380...500 V - three phase - motor choke - 1 per drive Variable speed drive ATV320 motor: 1.1 kW 380...500 V - three phase - motor choke - 1 per drive Variable speed drive ATV320 motor: 1.5 kW 380...500 V - three phase - motor choke - 1 per drive Variable speed drive ATV320 motor: 2.2 kW 380...500 V - three phase - motor choke - 1 per drive Variable speed drive ATV320 motor: 3 kW 380...500 V - three phase - motor choke - 1 per drive Variable speed drive ATV320 motor: 4 kW 380...500 V - three phase - motor choke - 1 per drive Variable speed drive ATV320 motor: 1.1 kW 200...240 V - three phase - line choke - 1 per drive Variable speed drive ATV320 motor: 1.5 kW 200...240 V - three phase - line choke - 1 per drive Variable speed drive ATV320 motor: 0.18 kW 200...240 V - three phase - motor choke - 1 per drive Variable speed drive ATV320 motor: 0.37 kW 200...240 V - three phase - motor choke - 1 per drive Variable speed drive ATV320 motor: 0.55 kW 200...240 V - three phase - motor choke - 1 per drive Variable speed drive ATV320 motor: 0.75 kW 200...240 V - three phase - motor choke - 1 per drive Variable speed drive ATV320 motor: 1.1 kW 200...240 V - three phase - motor choke - 1 per drive Variable speed drive ATV320 motor: 1.5 kW 200...240 V - three phase - motor choke - 1 per drive Variable speed drive ATV320 motor: 4 kW 525...600 V - three phase - line choke - 1 per drive Variable speed drive ATV320 motor: 0.75 kW 525...600 V - three phase - motor choke - 1 per drive Variable speed drive ATV320 motor: 1.5 kW 525...600 V - three phase - motor choke - 1 per drive Variable speed drive ATV320 motor: 2.2 kW 525...600 V - three phase - motor choke - 1 per drive Variable speed drive ATV320 motor: 4 kW 525...600 V - three phase - motor choke - 1 per drive Variable speed drive ATV320 motor: 5.5 kW 525...600 V - three phase - motor choke - 1 per drive Variable speed drive ATV630 motor: 5.5 kW 500...690 V - three phase - line choke - 1 per drive Variable speed drive ATV630 motor: 7.5 kW 500...690 V - three phase - line choke - 1 per drive Variable speed drive ATV930 motor: 5.5 kW 500...690 V - three phase - line choke - 1 per drive Variable speed drive ATV930 motor: 7.5 kW 500...690 V - three phase - line choke - 1 per drive Variable speed drive ATV630 motor: 600 V - three phase - line choke - 5 hp - 1 per drive Variable speed drive ATV630 motor: 600 V - three phase - line choke - 7.5 hp - 1 per drive Variable speed drive ATV930 motor: 600 V - three phase - line choke - 5 hp - 1 per drive Variable speed drive ATV930 motor: 600 V - three phase - line choke - 7.5 hp - 1 per drive Variable speed drive ATV310L motor: 0.75 kW Variable speed drive ATV310L motor: 1.5 kW Variable speed drive ATV310L motor: 2.2 kW Variable speed drive ATV310L motor: 3.0 kW Variable speed drive ATV310L motor: 4.0 kW Variable speed drive ATV310L motor: 5.5 kW
Number of phases	Three phase
Range compatibility	Altivar 61 Altivar 312 Solar Altivar 32 Altivar Process ATV600 Altivar 31C Lexium 05 Altivar 71 Altivar Machine ATV340 Altivar Machine ATV320 Easy Altivar 310 Altivar 12 Lexium 62 Altivar Process ATV900 Altivar 312 Easy Altivar 310L
Device application	Reduction of current harmonics Reduction of overvoltages at motor terminals
Value of inductance	4 mH
[In] rated current	10 A

Thermal losses	65 W
Electrical connection	Terminal 2.5 mm² / AWG 12, 0.4...0.6 N.m

Complementary

Power supply frequency	50...60 Hz
Max current	1.65 x nominal current (duration = 60 s)
Maximum voltage drop at rated load	5 %
Electrical insulation class	Class F
Minimum clearance distance	5.5 mm IEC 60664
Leakage distance	11.5 mm conforming to IEC 60664
Net weight	3 kg
Width	130 mm
Height	155 mm
Depth	90 mm

Environment

Standards	EN 50178 IEC 60076 (with HD398) VDE 0160 level 1
IP degree of protection	Choke: IP00 Terminals: IP20
Environmental characteristic	3B1 conforming to IEC 721-3-3 3C2 conforming to IEC 721-3-3 3S1 conforming to IEC 721-3-3
Pollution degree	2 conforming to EN 50178
Vibration resistance	1 gn (f= 13...200 Hz) conforming to IEC 60068-2-6 1.5 mm peak to peak (f= 3...13 Hz) conforming to IEC 60068-2-6
Shock resistance	15 gn for 11 ms conforming to IEC 60068-2-27
Relative humidity	0...95 %
Ambient air temperature for operation	45...55 °C (with current derating of 2 % per °C) 0...45 °C (without current derating)
Ambient air temperature for storage	-25...70 °C
Operating altitude	<= 1000 m without current derating 1000...3000 m with current derating 1 % per 100 m

Packing Units

Unit Type of Package 1	PCE
Number of Units in Package 1	1
Package 1 Height	18.000 cm
Package 1 Width	24.500 cm
Package 1 Length	25.500 cm
Package 1 Weight	3.440 kg
Unit Type of Package 2	P06
Number of Units in Package 2	18
Package 2 Height	75.000 cm
Package 2 Width	60.000 cm
Package 2 Length	80.000 cm

Package 2 Weight	75.556 kg
------------------	-----------

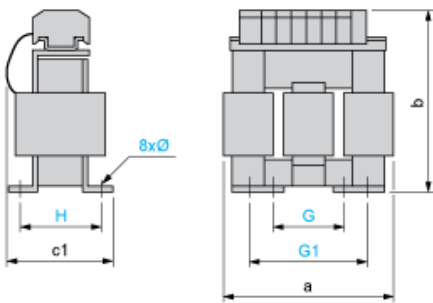
Offer Sustainability

REACH Regulation	REACH Declaration
REACH free of SVHC	Yes
EU RoHS Directive	Pro-active compliance (Product out of EU RoHS legal scope) EU RoHS Declaration
Toxic heavy metal free	Yes
Mercury free	Yes
China RoHS Regulation	China RoHS declaration
RoHS exemption information	Yes

Contractual warranty

Warranty	18 months
----------	-----------

Dimensions



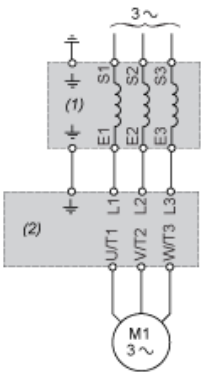
Dimensions in mm

a	b	c1	G	G1	H	Ø
130	155	90	60	80.5	62	6 x 12

Dimensions in in.

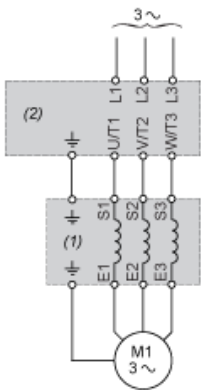
a	b	c1	G	G1	H	Ø
5.12	6.10	3.54	2.36	3.17	2.44	0.24 x 0.47

Recommended Schema - Line Choke



- (1)Line Choke
- (2)Drive

Recommended Schema - Motor Choke



- (1) Motor Choke
- (2) Drive

Recommended replacement(s)