

Product datasheet

Specifications



miniature plug-in relay - Zelio RXM2L - 2 C/O - 36 V DC - 5 A - with LED

RXM2LB2CD

❗ Discontinued on: 01 November 2020

❗ End-of-service on: 11 July 2022

❗ Discontinued

Main

Range of product	Harmony Relay
Series name	Miniature
Product or component type	Plug-in relay
Device short name	RXM
Coil interference suppression	Without
Utilisation coefficient	20 %
Sale per indivisible quantity	10

Complementary

Contact operation	Standard
[Uc] control circuit voltage	36 V DC
[Ithe] conventional enclosed thermal current	5 A at -40...55 °C
Status LED	With
Control type	Without push-button
[Ui] rated insulation voltage	250 V conforming to IEC
[Uimp] rated impulse withstand voltage	3.6 kV during 1.2/50 µs conforming to IEC 61810-7
Contacts material	Silver alloy (Ag/Ni)
[Ie] rated operational current	5 A (AC-1/DC-1) NO conforming to IEC 2.5 A (AC-1/DC-1) NC conforming to IEC 1 A at 28 V (DC-13) NO
Minimum switching current	10 mA
Maximum switching voltage	250 V AC 250 V DC
Minimum switching voltage	17 V
Load current	5 A at 250 V AC 5 A at 28 V DC
Maximum switching capacity	1250 VA AC 140 W DC
Minimum switching capacity	170 mW
Operating rate	<= 1200 cycles/hour under load

	<= 18000 cycles/hour no-load
Mechanical durability	10000000 cycles
Electrical durability	100000 cycles for resistive load 50000 cycles, 1 A at 28 V, DC-13 NO
Average coil consumption	0.9 W, DC
Drop-out voltage threshold	>= 0.1 Uc DC
Operating time	20 ms between coil de-energisation and making of the Off-delay contact 20 ms between coil energisation and making of the On-delay contact
Average resistance	1500 Ohm +/- 10 %
Rated operational voltage limits	28.8...39.6 V DC
Protection category	RT I
Test levels	Level A group mounting
Operating position	Any position
CAD overall width	21 mm
CAD overall height	27 mm
CAD overall depth	46 mm
Net weight	0.034 kg
Dielectric strength	2000 V AC between coil and contact 2000 V AC between poles 1000 V AC between contacts
Safety reliability data	B10d = 100000

Environment

Standards	EN/IEC 61810-1 (iss. 2) CE
Ambient air temperature for storage	-40...85 °C
Ambient air temperature for operation	-40...55 °C
Vibration resistance	3 gn, amplitude = +/- 1 mm (f = 10...50 Hz)operating conforming to EN/IEC 60068-2-6 6 gn, amplitude = +/- 1 mm (f = 10...50 Hz)not operating conforming to EN/IEC 60068-2-6
IP degree of protection	IP40 conforming to EN/IEC 60529
Shock resistance	10 gn for opening conforming to EN/IEC 60068-2-27 5 gn for closing conforming to EN/IEC 60068-2-27

Packing Units

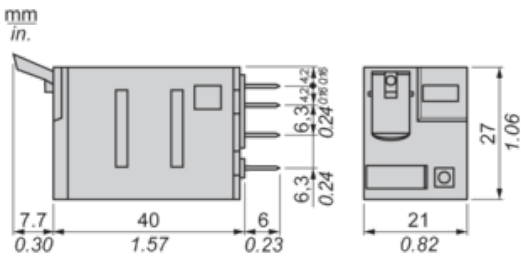
Unit Type of Package 1	PCE
Number of Units in Package 1	1

Offer Sustainability

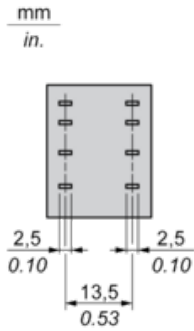
Sustainable offer status	Green Premium product
REACH Regulation	REACH Declaration
REACH free of SVHC	Yes
EU RoHS Directive	Pro-active compliance (Product out of EU RoHS legal scope) EU RoHS Declaration
Toxic heavy metal free	Yes
Mercury free	Yes
China RoHS Regulation	China RoHS declaration
RoHS exemption information	Yes

Environmental Disclosure	Product Environmental Profile
Circularity Profile	End of Life Information
Contractual warranty	
Warranty	18 months

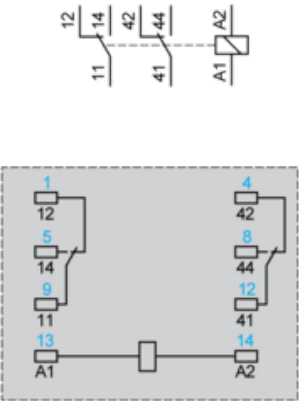
Dimensions



Pin Side View



Wiring Diagram

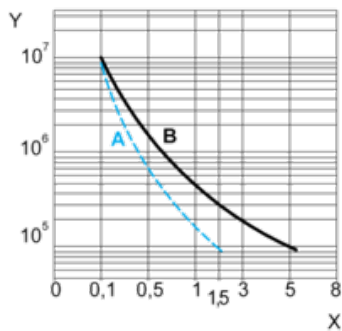


Symbols shown in blue correspond to Nema marking.

Electrical Durability of Contacts

Durability (inductive load) = durability (resistive load) x reduction coefficient.

For 2 Poles Relay

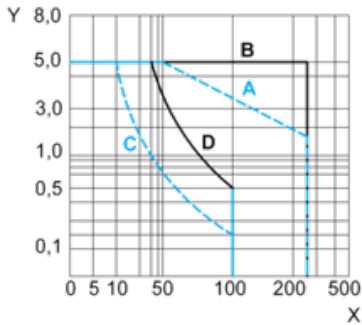


- X : Contact current (A)
- Y : Durability (Number of operating cycles)
- A : Inductive load
- B : Resistive load

Note : These are typical curves, actual durability depends on load, environment, duty cycle, etc.
For inductive load, to increase relay life cycles, please add a proper load protection circuit (eg: RC protection/Varistor/free Wheeling diode -DC load only-)

Maximum Switching Capacity

For 2 Poles Relay



- X : Contact voltage (v)
- Y : Contact current (A)
- A : Inductive AC load
- B : Resistive AC load
- C : Inductive DC load
- D : Resistive DC load

Note : These are typical curves, actual durability depends on load, environment, duty cycle, etc.
For inductive load, to increase relay life cycles, please add a proper load protection circuit (eg: RC protection/Varistor/free Wheeling diode -DC load only-)
For low level loads (below 10mA), we recommend to use RXM*GB series with bifurcated contacts relays instead.

Recommended replacement(s)

RXM2LB2CD is replaced by the following product range:



Zelio Electromechanical Relay
Plug-in relays
Products: 228