Product data sheet

Specifications

Green Premium™



Reversing contactor, TeSys K, 3P, AC-3, lt or eq to 440V 6A, 1 NO, 24VDC coil

LP2K0610BD

Product availability: Stock - Normally stocked in distribution facility

Price*: 167.00 USD

Main

Range	TeSys
Product Name	TeSys K
Product Or Component Type	Reversing contactor
Device Short Name	LP2K
Device Application	Control
Contactor Application	Motor control
Utilisation Category	AC-3 AC-3e AC-4
Device Presentation	Preassembled with reversing power busbar
Poles Description	3P
Power Pole Contact Composition	3 NO
[Ue] Rated Operational Voltage	Power circuit 690 V AC 50/60 Hz Signalling circuit <= 690 V AC 50/60 Hz
[Ie] Rated Operational Current	6 A (at <140 °F (60 °C)) at <= 440 V AC AC-3 for power circuit 6 A (at <140 °F (60 °C)) at <= 440 V AC AC-3e for power circuit
Motor Power Kw	1.5 kW 220...230 V AC 50/60 Hz 2.2 kW 380...415 V AC 50/60 Hz 3 kW 440/690 V AC 50/60 Hz
Control Circuit Type	DC standard
[Uc] Control Circuit Voltage	24 V DC
Auxiliary Contact Composition	1 NO
[Uimp] Rated Impulse Withstand Voltage	8 kV
Overvoltage Category	III
[Ith] Conventional Free Air Thermal Current	20 A (at 140 °F (60 °C)) for power circuit 10 A (at 122 °F (50 °C)) for signalling circuit
Irms Rated Making Capacity	110 A AC for power circuit conforming to IEC 60947 110 A AC for signalling circuit conforming to IEC 60947
Rated Breaking Capacity	110 A at 220...230 V conforming to IEC 60947 110 A at 380...400 V conforming to IEC 60947 110 A at 415 V conforming to IEC 60947 110 A at 440 V conforming to IEC 60947 80 A at 500 V conforming to IEC 60947 70 A at 660...690 V conforming to IEC 60947

Price is “List Price” and may be subject to a trade discount – check with your local distributor or retailer for actual price.

Disclaimer: This documentation is not intended as a substitute for and is not to be used for determining suitability or reliability of these products for specific user applications

[Icw] Rated Short-Time Withstand Current	90 A 122 °F (50 °C) - 1 s for power circuit 85 A 122 °F (50 °C) - 5 s for power circuit 80 A 122 °F (50 °C) - 10 s for power circuit 60 A 122 °F (50 °C) - 30 s for power circuit 45 A 122 °F (50 °C) - 1 min for power circuit 40 A 122 °F (50 °C) - 3 min for power circuit 20 A 122 °F (50 °C) - >= 15 min for power circuit 80 A - 1 s for signalling circuit 90 A - 500 ms for signalling circuit 110 A - 100 ms for signalling circuit
Associated Fuse Rating	25 A gG at <= 440 V for power circuit 25 A aM for power circuit 10 A gG for signalling circuit conforming to IEC 60947 10 A gG for signalling circuit conforming to VDE 0660
Average Impedance	3 mOhm - Ith 20 A 50 Hz for power circuit
[Ui] Rated Insulation Voltage	Power circuit 600 V UL 508 Power circuit 690 V IEC 60947-4-1 Signalling circuit 690 V IEC 60947-4-1 Signalling circuit 690 V IEC 60947-5-1 Signalling circuit 600 V UL 508 Power circuit 600 V CSA C22.2 No 14 Signalling circuit 600 V CSA C22.2 No 14
Electrical Durability	1.3 Mcycles 6 A AC-3 <= 440 V 1.3 Mcycles 6 A AC-3e <= 440 V 0.05 Mcycles 36 A AC-4 <= 440 V
Interlocking Type	Mechanical
Mounting Support	Plate Rail
Standards	EN/IEC 60947-4-1 GB/T 14048.4 UL 60947-4-1 CSA C22.2 No 60947-4-1 JIS C8201-4-1
Product Certifications	CB Scheme CCC UL CSA EAC CE UKCA
Connections - Terminals	screw clamp terminals 1 0.00…0.01 in² (1.5…4 mm²)solid screw clamp terminals 1 0.00…0.01 in² (0.75…4 mm²)flexible without cable end screw clamp terminals 1 0.00…0.00 in² (0.34…2.5 mm²)flexible with cable end screw clamp terminals 2 0.00…0.01 in² (1.5…4 mm²)solid screw clamp terminals 2 0.00…0.01 in² (0.75…4 mm²)flexible without cable end screw clamp terminals 2 0.00…0.00 in² (0.34…1.5 mm²)flexible with cable end
Tightening Torque	7.08…11.51 lbf.in (0.8…1.3 N.m) screw clamp terminals Philips No 2 7.08…11.51 lbf.in (0.8…1.3 N.m) screw clamp terminals flat Ø 6 mm
Operating Time	30...40 ms coil energisation and NO closing 10 ms coil de-energisation and NO opening
Safety Reliability Level	B10d = 1369863 cycles contactor with nominal load EN/ISO 13849-1 B10d = 20000000 cycles contactor with mechanical load EN/ISO 13849-1
Mechanical Durability	5 Mcycles
Maximum Operating Rate	3600 cyc/h

Complementary

Control Circuit Voltage Limits	Operational: 0.8...1.15 Uc (at <122 °F (50 °C)) Drop-out: 0.1...0.75 Uc (at <122 °F (50 °C))
Inrush Power In W	3 W 68 °F (20 °C))
Hold-In Power Consumption In W	3 W 68 °F (20 °C)
Heat Dissipation	3 W

Auxiliary Contacts Type	Instantaneous 1 NO
Minimum Switching Current	5 mA for signalling circuit
Minimum Switching Voltage	17 V for signalling circuit
Non Overlap Distance	0.02 in (0.5 mm)
Insulation Resistance	> 10 MOhm for signalling circuit

Environment

Ip Degree Of Protection	IP20 VDE 0106
Protective Treatment	TC IEC 60068 TC DIN 50016
Ambient Air Temperature For Operation	-13…122 °F (-25…50 °C)
Ambient Air Temperature For Storage	-58…176 °F (-50…80 °C)
Operating Altitude	6561.68 ft (2000 m) without derating
Flame Retardance	V1 conforming to UL 94 Requirement 2 conforming to NF F 16-101 Requirement 2 conforming to NF F 16-102
Mechanical Robustness	Shocks contactor closed, on Z axis15 Gn for 11 ms IEC 60068-2-27 Shocks contactor opened, on Z axis10 Gn for 11 ms IEC 60068-2-27 Vibrations contactor closed4 Gn, 5...300 Hz IEC 60068-2-6 Vibrations contactor opened2 Gn, 5...300 Hz IEC 60068-2-6 Shocks contactor opened, on X axis10 Gn for 11 ms IEC 60068-2-27 Shocks contactor opened, on Y axis6 Gn for 11 ms IEC 60068-2-27 Shocks contactor closed, on X axis15 Gn for 11 ms IEC 60068-2-27 Shocks contactor closed, on Y axis10 Gn for 11 ms IEC 60068-2-27
Height	2.28 in (58 mm)
Width	3.54 in (90 mm)
Depth	2.24 in (57 mm)
Net Weight	1.06 lb(US) (0.48 kg)

Ordering and shipping details

Category	US10I1222322
Discount Schedule	0I12
Gtin	3389110496949
Returnability	Yes
Country Of Origin	FR

Packing Units

Unit Type Of Package 1	PCE
Number Of Units In Package 1	1
Package 1 Height	2.56 in (6.5 cm)
Package 1 Width	3.62 in (9.2 cm)
Package 1 Length	2.36 in (6 cm)
Package 1 Weight	15.73 oz (446 g)
Unit Type Of Package 2	S02
Number Of Units In Package 2	20
Package 2 Height	5.91 in (15 cm)

Package 2 Width	11.81 in (30 cm)
Package 2 Length	15.75 in (40 cm)
Package 2 Weight	20.42 lb(US) (9.262 kg)

Contractual warranty

Warranty	18 months

Sustainability

Green Premium™ label is Schneider Electric's commitment to delivering products with best-in-class environmental performance. Green Premium promises compliance with the latest regulations, transparency on environmental impacts, as well as circular and low-CO_2 products.

Guide to assessing product sustainability is a white paper that clarifies global eco-label standards and how to interpret environmental declarations.

Learn more about Green Premium >

Guide to assess a product's sustainability >

Transparency RoHS/REACh

Well-being performance

- Reach Free Of Svhc
- Toxic Heavy Metal Free
- Mercury Free
- Rohs Exemption Information — Yes

Certifications & Standards

Reach Regulation	REACh Declaration
Eu Rohs Directive	Compliant EU RoHS Declaration
China Rohs Regulation	China RoHS declaration Pro-active China RoHS declaration (out of China RoHS legal scope)
Environmental Disclosure	Product Environmental Profile
Weee	The product must be disposed on European Union markets following specific waste collection and never end up in rubbish bins.
Circularity Profile	End of Life Information
California Proposition 65	WARNING: This product can expose you to chemicals including: Antimony oxide & Antimony trioxide, which is known to the State of California to cause cancer. For more information go to www.P65Warnings.ca.gov

Dimensions Drawings

Dimensions

Reversing Contactors LC2 K, LP2 K, LP5 K: Mounting on Panel

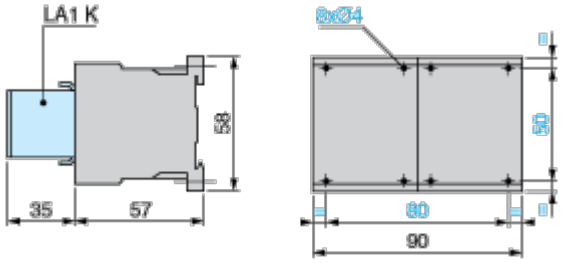

Reversing Contactors LC2 K, LP2 K, LP5 K: Mounting on Rail AM1 DP200 or AM1 DE200 (35 mm)

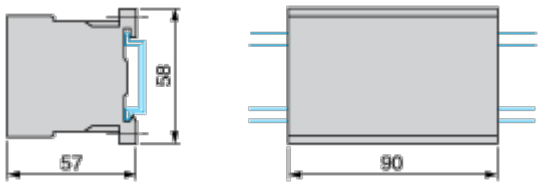

Connections and Schema

Wiring

3-Pole Reversing Contactors with Screw Clamp Connections: 3P + N/O

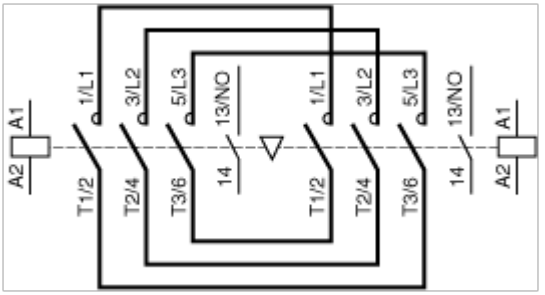
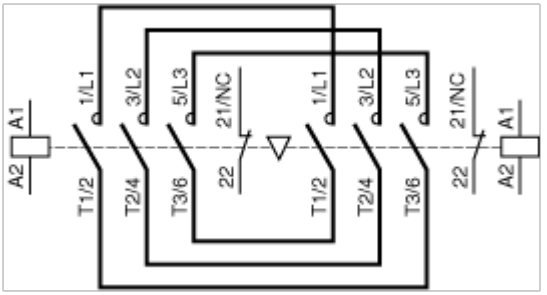
3-Pole Reversing Contactors with Screw Clamp Connections: 3P + N/C