

Product datasheet

Specifications



TeSys F contactor - 4P(4 NO)-AC-1 <= 440V 275A with coil LX9 - 24...575V AC 40/400Hz, LX4 - 24...460V DC, LXE - 100...250V AC 50/60Hz or 100...380V DC

LC1F1854

⚠ To be discontinued

⚠ To be discontinued on: 31 December 2023

Main

Range	TeSys
Product name	TeSys F
Product or component type	Contacteur
Device short name	LC1F
Contacteur application	Resistive load
Utilisation category	AC-1
Poles description	4P
Power pole contact composition	4 NO
[Ue] rated operational voltage	<= 690 V AC 50/60 Hz <= 460 V DC
[Ie] rated operational current	275 A (at <40 °C) at <= 440 V AC-1

Complementary

[Uc] control circuit voltage	24...575 V AC 40...400 Hz with LX9 coil 24...460 V DC with LX4 coil 100...250 V AC 50/60 Hz with LXE coil 100...380 V DC with LXE coil
[Uimp] rated impulse withstand voltage	8 kV
Overvoltage category	III
[Ith] conventional free air thermal current	275 A (at 40 °C)
Irms rated making capacity	1850 A conforming to IEC 60947-4-1
Rated breaking capacity	1480 A conforming to IEC 60947-4-1
[Icw] rated short-time withstand current	1500 A 40 °C - 10 s 920 A 40 °C - 30 s 740 A 40 °C - 1 min 500 A 40 °C - 3 min 400 A 40 °C - 10 min
Associated fuse rating	315 A gG at <= 440 V
Average impedance	0.33 mOhm - Ith 275 A 50 Hz
[Ui] rated insulation voltage	1000 V conforming to IEC 60947-4-1 1500 V conforming to VDE 0110 group C

Power dissipation per pole	25 W AC-1
Control circuit voltage limits	Operational: 0.85...1.1 Uc AC 40...400 Hz with LX9 coil Drop-out: 0.2...0.55 Uc AC 40...400 Hz with LX9 coil Operational: 0.85...1.1 Uc DC with LX4 coil Drop-out: 0.15...0.2 Uc DC with LX4 coil Operational: 85...275 V AC 50/60 Hz with LXE coil Drop-out: 0...60 V AC 50/60 Hz with LXE coil Operational: 85...418 V DC with LXE coil Drop-out: 0...45 V DC with LXE coil
Heat dissipation	8...9.8 W 2.2...2.5 W
Operating time	35 ms closing for with LX9 coil 130 ms opening for with LX9 coil 30...40 ms closing for with LX4 coil 30...50 ms opening for with LX4 coil 40...80 ms closing for with LXE coil 6...54 ms opening for with LXE coil
Mounting support	Plate
Standards	EN 60947-4-1 IEC 60947-1 EN 60947-1 JIS C8201-4-1 IEC 60947-4-1
Product certifications	ABS CSA DNV BV UL CB RMRoS LROS (Lloyds register of shipping) RINA UKCA
Connections - terminals	Power circuit: bar 2 cable(s) - busbar cross section: 25 x 3 mm Power circuit: lugs-ring terminals 1 cable(s) 150 mm² Power circuit: connector 1 cable(s) 150 mm² Power circuit: bolted connection Control circuit: screw clamp terminals 1 cable(s) 1...4 mm²flexible without cable end Control circuit: screw clamp terminals 2 cable(s) 1...4 mm²flexible with cable end Control circuit: screw clamp terminals 1 cable(s) 1...4 mm²flexible with cable end Control circuit: screw clamp terminals 2 cable(s) 1...2.5 mm²solid without cable end Control circuit: screw clamp terminals 1 cable(s) 1...4 mm² Control circuit: screw clamp terminals 2 cable(s) 1...4 mm² Control circuit: screw clamp terminals 1.0 cable(s) 0.2...2.5 mm²flexible without cable end Control circuit: screw clamp terminals 1.0 cable(s) 0.25...2.5 mm²flexible with cable end Control circuit: screw clamp terminals 1.0 cable(s) 0.2...2.5 mm²solid without cable end
Tightening torque	Power circuit: 18 N.m Control circuit: 1.2 N.m Control circuit: 0.6 N.m
Mechanical durability	10 Mcycles
Inrush power in VA	950...1180 VA, 40...400 Hz cos phi 0.9 (at 20 °C)with LX9 coil 737...902 VA (at 20 °C)with LX4 coil 280...310 VA, 50/60 Hz cos phi 0.5 (at 20 °C)with LXE coil 270...320 VA (at 20 °C)with LXE coil
Hold-in power consumption in VA	8.9...10.9 VA, 40...400 Hz cos phi 0.9 (at 20 °C)with LX9 coil 4.13...5.07 VA (at 20 °C)with LX4 coil 4.5...7.0 VA, 50/60 Hz cos phi 0.5 (at 20 °C)with LXE coil 2.5...4.0 VA (at 20 °C)with LXE coil
Maximum operating rate	2400 cyc/h 55 °C
Compatibility code	LC1F

Environment

IP degree of protection	IP2X front face with shrouds conforming to IEC 60529 IP2X front face with shrouds conforming to VDE 0106
Protective treatment	TH
Ambient air temperature for operation	-5...55 °C
Ambient air temperature for storage	-60...80 °C

Permissible ambient air temperature around the device	-40...70 °C
Operating altitude	3000 m without derating
Mechanical robustness	Vibrations contactor open: 2 Gn, 5...300 Hz Vibrations contactor closed: 5 Gn, 5...300 Hz Shocks contactor open: 7 Gn for 1/2 sine wave (11 ms) Shocks contactor closed: 15 Gn for 1/2 sine wave (11 ms)
Height	174 mm
Width	208.5 mm
Depth	181 mm
Net weight	5.45 kg

Packing Units

Unit Type of Package 1	PCE
Number of Units in Package 1	1
Package 1 Height	21.600 cm
Package 1 Width	22.000 cm
Package 1 Length	23.500 cm
Package 1 Weight	5.153 kg
Unit Type of Package 2	P06
Number of Units in Package 2	12
Package 2 Height	75.000 cm
Package 2 Width	60.000 cm
Package 2 Length	80.000 cm
Package 2 Weight	71.884 kg

Offer Sustainability




Sustainable offer status	Green Premium product
REACH Regulation	REACH Declaration
EU RoHS Directive	Compliant EU RoHS Declaration
Mercury free	Yes
China RoHS Regulation	China RoHS declaration Product out of China RoHS scope. Substance declaration for your information
RoHS exemption information	Yes
Environmental Disclosure	Product Environmental Profile
Circularity Profile	End of Life Information
WEEE	The product must be disposed on European Union markets following specific waste collection and never end up in rubbish bins
PVC free	Yes

Contractual warranty




Warranty	18 months
----------	-----------

Recommended replacement(s)

LC1F1854 is replaced by the following group of products:

1x		High power contactor, TeSys Giga, 4 pole (4NO), AC-1 <=440V 305A, standard version, 48...130V wide band AC/DC coil LC1G1854EHEN
1x		High power contactor, TeSys Giga, 4 pole (4NO), AC-1 <=440V 305A, standard version, 100...250V wide band AC/DC coil LC1G1854KUEN
1x		High power contactor, TeSys Giga, 4 pole (4NO), AC-1 <=440V 305A, advanced version, 200...500V wide band AC/DC coil LC1G1854LSEA

Or LC1F1854 may be replaced by any of the following products:

1x		High power contactor, TeSys Giga, 4 pole (4NO), AC-1 <=440V 305A, advanced version, 200...500V wide band AC/DC coil LC1G1854LSEA
1x		High power contactor, TeSys Giga, 4 pole (4NO), AC-1 <=440V 305A, standard version, 48...130V wide band AC/DC coil LC1G1854EHEN
1x		High power contactor, TeSys Giga, 4 pole (4NO), AC-1 <=440V 305A, standard version, 100...250V wide band AC/DC coil LC1G1854KUEN