

# Product datasheet

Specifications



10" wide screen touch panel, 16M colors, COM x 2, USB device, RTC, DC24V

HMIET6501

## Main

Range of product	Easy Harmony ET6
Product or component type	Touch panel screen
Software designation	Vijeo Designer Basic
Operating system	VxWorks
Processor name	ARM Cortex-A8

## Complementary

Display size	10 inch
Display type	Colour TFT LCD
Display colour	16 million colours
Display resolution	1024 x 600 pixels WSVGA
Touch panel	Single touch analogue resistive
Brightness	16 levels
Character font	ASCII ASCII (European characters) Chinese (simplified Chinese) Japanese (ANK, Kanji) Katakana Korean Taiwanese (traditional Chinese)
[Us] rated supply voltage	24 V DC +/- 20 %
Inrush current	30 A
Local signalling	Status LED green, steady for operating Status LED orange, steady for software starting up Status LED red, steady for power supply (ON) Status LED, off for power supply (OFF)
Power consumption in W	11 W
Number of pages	200 application pages
Processor frequency	800 MHz
Memory description	Device memory 256 MB User data memory 256 MB Backup memory 128 kB
Integrated connection type	1 COM1 serial link - 1 SUB-D 9-pin male - RS232C (rate: 2400...115200 bps)bottom 1 COM2 serial link - 1 SUB-D 9-pin male - RS422/RS485 (rate: 2400...115200 bps)bottom COM2 serial link (rate: 2400...187500 bps)bottom 1 USB 2.0 type micro Bback
Supply	External supply

Realtime clock	Built-in 0...50 °C Built-in 10...90 % RH
Downloadable protocols	Modbus Uni-TE Third party protocols
Product brand	Schneider Electric
Fixing mode	By 4 screws, mounting on 1.6...5 mm thick panel
Cut-out dimensions	255 x 185 mm panel cut dimension
Height	201 mm
Width	271 mm
Depth	47 mm
Net weight	0.99 kg

## Environment

Immunity to microbreaks	5 ms
Enclosure material	PC
Front material	Plastic
Standards	EN 61000-6-4 EN 61000-6-2 EN 61131-2 UL 61010-2-201 CSA C22.2 No 61010-1-201
Product certifications	CE UL EAC (pending) KC-Mark (pending)
Directives	2014/35/EU - low voltage directive 2014/30/EU - electromagnetic compatibility
Ambient air temperature for operation	0...50 °C
Ambient air temperature for storage	-20...60 °C
Relative humidity	10...90 % non-condensing
Operating altitude	2000 m
IP degree of protection	IP20 (rear panel) conforming to IEC 61131-2 IP65 (front panel) conforming to IEC 61131-2
Shock resistance	147 m/s <sup>2</sup> for 11 ms (X, Y, Z directions for 3 times) conforming to EN/IEC 61131-2
Vibration resistance	+/- 3.5 mm (f = 5...9 Hz) X, Y, Z directions for 10 cycles (approx. 100 min) conforming to EN/IEC 61131-2 9.8 m/s <sup>2</sup> (f = 9...150 Hz)
Electromagnetic compatibility	Electrical fast transient/burst immunity test - test level: 2 kV (power ports) conforming to IEC 61000-4-4 Electrical fast transient/burst immunity test - test level: 1 kV (signal ports) Electrostatic discharge immunity test - test level: 6 kV (contact discharge) conforming to EN/IEC 61000-4-2 level 3 Electrostatic discharge immunity test - test level: 8 kV (air discharge)

## Packing Units

Unit Type of Package 1	PCE
Number of Units in Package 1	1
Package 1 Height	11 cm
Package 1 Width	25 cm
Package 1 Length	37 cm
Package 1 Weight	1.533 kg
Unit Type of Package 2	S04

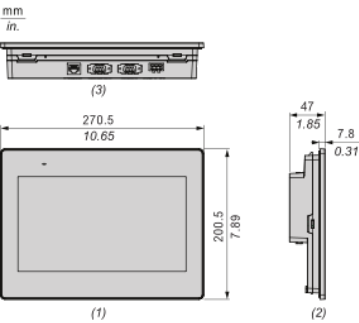
Number of Units in Package 2	5
Package 2 Height	30 cm
Package 2 Width	40 cm
Package 2 Length	60 cm
Package 2 Weight	8.816 kg

Offer Sustainability

Sustainable offer status	Green Premium product
REACH Regulation	<a href="#">REACH Declaration</a>
EU RoHS Directive	Compliant <a href="#">EU RoHS Declaration</a>
Mercury free	Yes
China RoHS Regulation	<a href="#">China RoHS declaration</a>
RoHS exemption information	<a href="#">Yes</a>
Environmental Disclosure	<a href="#">Product Environmental Profile</a>
Circularity Profile	<a href="#">End of Life Information</a>
WEEE	The product must be disposed on European Union markets following specific waste collection and never end up in rubbish bins

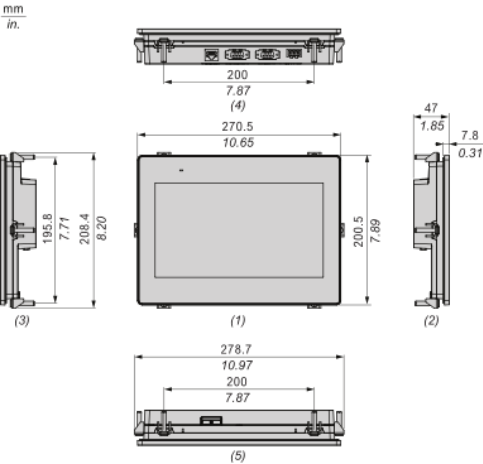
Dimensions

External Dimensions



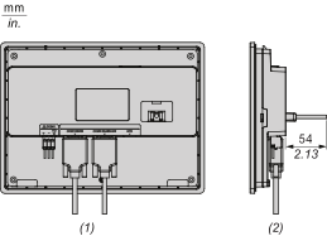
- (1): Front  
(2): Left  
(3): Bottom

Dimensions with Installation Fasteners



- (1): Front  
(2): Left  
(3): Right  
(4): Bottom  
(5): Top

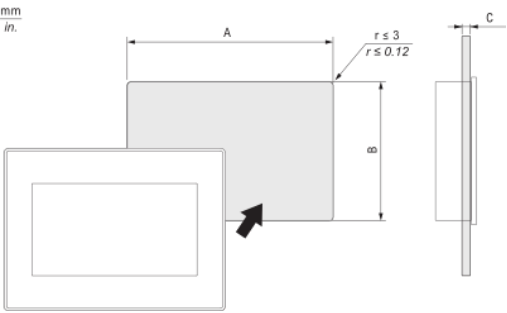
Dimensions with Cables



- (1): Back  
(2): Left

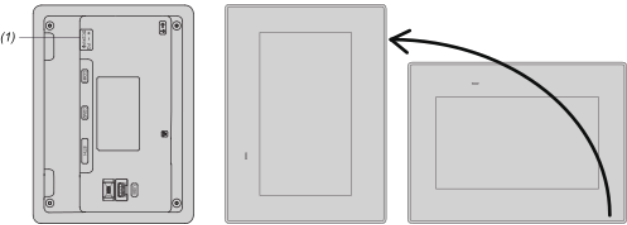
Mounting

Panel Cut Dimension



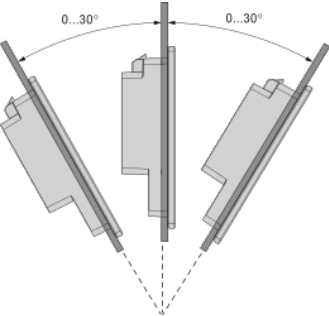
A		B		C	
mm	in.	mm	in.	mm	in.
255 (+1, -0)	10.04 (+0.04, -0)	185 (+1, -0)	7.28 (+0.04, -0)	1.6...5	0.06...0.2

Mounting Orientation

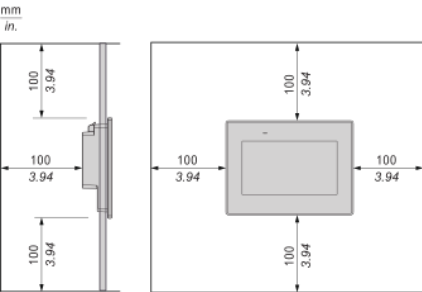


(1): Power connector
Note: For portrait orientation mounting, make sure the screen editing software supports the function.

Mounting Angle



Clearance



Recommended replacement(s)