

Product data sheet

Specifications



Motor circuit protector, PowerPacT H, 30A, 3 pole, 600VAC, 50kA, lugs, thermal magnetic, 80%

HLL36030M71

Main

Range	PowerPact
product name	PowerPact H
Product or component type	Motor Circuit Protector
Device application	Distribution

Complementary

[In] rated current	30 A
Number of Poles	3P
Protected poles description	3t
control type	Toggle
Breaking capacity code	L
Breaking capacity	125 kA 240 V AC 50/60 Hz UL 489 100 kA 480 V AC 50/60 Hz UL 489 50 kA 600 V AC 50/60 Hz UL 489 20 kA 250 V DC UL 489 50 kA 500 V DC UL 489
[Ue] rated operational voltage	690 V AC 50/60 Hz IEC 60947-3
Network frequency	50/60 Hz
[Ics] rated service breaking capacity	125 kA 220/240 V AC 50/60 Hz IEC 60947-2 100 kA 380/440/415 V AC 50/60 Hz IEC 60947-2 50 kA 500/525 V AC 50/60 Hz IEC 60947-2 20 kA 250 V DC IEC 60947-2 20 kA 500 V DC IEC 60947-2
[Uimp] rated impulse withstand voltage	8 kV IEC 60947-2
Trip unit technology	Thermal-magnetic
[Ith] conventional free air thermal current	1.5...25 A
Magnetic tripping current	9...325 A
Continuous current rating	80 %
[Ui] rated insulation voltage	750 V IEC 60947-2
Suitability for isolation	Yes IEC 60947-2
Utilisation category	Category A
AWG gauge	AWG 14...AWG 3/0 aluminum/copper terminal
Mounting mode	Unit mount lug)
Mounting support	Lug

Disclaimer: This documentation is not intended as a substitute for and is not to be used for determining suitability or reliability of these products for specific user applications

Electrical connection	Lugs, line Lugs, load
Terminal identifier	AL150HD
Tightening torque	44.3 lbf.in (5 N.m) 0.004...0.009 in² (2.5...6 mm²) AWG 14...AWG 10) 123.9 lbf.in (14 N.m) 0.02...0.1 in² (10...95 mm²) AWG 8...AWG 3/0)
Number of slots	2 auxiliary switch OF plug-in) 1 alarm switch SD plug-in) 1 overcurrent trip switch SDE plug-in) 1 voltage release MN or MX plug-in)
Power wire stripping length	0.6 in (16 mm)
Color	Black
Height	6.4 in (163 mm)
Width	4.09 in (104 mm)
Depth	3.4 in (86 mm)
Product weight	4.9 lb(US) (2.2 kg)
Quantity per set	1
Communication interface	Modbus Ethernet

Environment

Quality labels	CE
Standards	UL CSA NEMA NOM-003-SCFI-2000 IEC 60947-2
Product certifications	UL CSA NOM
IP degree of protection	Front cover IP40 IEC 60529
Pollution degree	3 IEC 60947-1
Ambient air temperature for operation	-13...158 °F (-25...70 °C)
Ambient air temperature for storage	-58...185 °F (-50...85 °C)
Operating altitude	< 2000 m without derating 5000 m with derating

Packing Units


Unit Type of Package 1	PCE
Number of Units in Package 1	1
Package 1 Height	5.80 in (14.732 cm)
Package 1 Width	7.50 in (19.050 cm)
Package 1 Length	8.70 in (22.098 cm)
Package 1 Weight	4.290 lb(US) (1.946 kg)

Environmental Data


Schneider Electric aims to achieve Net Zero status by 2050 through supply chain partnerships, lower impact materials, and circularity via our ongoing “Use Better, Use Longer, Use Again” campaign to extend product lifetimes and recyclability.

[Environmental Data explained >](#)


[How we assess product sustainability >](#)

<div>Environmental footprint</div>	
Carbon footprint (kg CO2 eq, Total Life cycle)	393
Environmental Disclosure	Product Environmental Profile

Use Better

<div>Materials and Substances</div>	
Packaging made with recycled cardboard	Yes
Packaging without single use plastic	No
EU RoHS Directive	Compliant with Exemptions
REACH Regulation	REACH Declaration
China RoHS Regulation	China RoHS declaration
PVC free	Yes

Use Again

<div>Repack and remanufacture</div>	
Circularity Profile	End of Life Information
Take-back	No