


Product data sheet

Specifications



Motor circuit breaker, TeSys GV4, 3P, 3.5A, Icu 100kA, thermal magnetic, lugs terminals

GV4PE03S6

 To be discontinued on: 30 December 2023

 To be discontinued

Product availability : Stock - Normally stocked in distribution facility

Price* : 895.00 USD

Main

Range of Product	TeSys GV4
Range	TeSys Deca TeSys Deca
Device short name	GV4PE
Product name	TeSys GV4 TeSys Deca
Product or Component Type	Motor circuit breaker
Device Application	Motor protection
Trip unit technology	Thermal-magnetic Electronic

Complementary

Poles description	3P
Utilisation category	Category A IEC 60947-2 AC-3 IEC 60947-4-1
Operating position	Any position
Motor power kW	0.55 kW 400...415 V AC 50/60 Hz 0.75 kW 400...415 V AC 50/60 Hz 0.75 kW 500 V AC 50/60 Hz 1.1 kW 500 V AC 50/60 Hz 1.1 kW 660...690 V AC 50/60 Hz 1.5 kW 660...690 V AC 50/60 Hz 1.5 kW 500 V AC 50/60 Hz 2.2 kW 660...690 V AC 50/60 Hz 1.1 kW 400...415 V AC 50/60 Hz 1.5 kW 400...415 V AC 50/60 Hz
Breaking capacity	120 kA Icu 220...240 V AC 50/60 Hz IEC 60947-2 100 kA Icu 380...415 V AC 50/60 Hz IEC 60947-2 70 kA Icu 440 V AC 50/60 Hz IEC 60947-2 30 kA Icu 500 V AC 50/60 Hz IEC 60947-2 18 kA Icu 525 V AC 50/60 Hz IEC 60947-2 100 kA 208Y/120 V AC 50/60 Hz UL 60947 100 kA 240 V AC 50/60 Hz UL 60947 65 kA 480Y/277 V AC 50/60 Hz UL 60947 10 kA Icu 660...690 V AC 50/60 Hz IEC 60947-2 25 kA 600Y/347 V AC 50/60 Hz UL 60947
Control type	Toggle
Line Rated Current	3.5 A
Magnetic tripping current	59 A

* Price is “List Price” and may be subject to a trade discount – check with your local distributor or retailer for actual price.

[Ue] rated operational voltage	690 V AC 50/60 Hz IEC 60947-2
[Ui] rated insulation voltage	800 V AC 50/60 Hz IEC 60947-2
[Ith] conventional free air thermal current	115 A IEC 60947-4-1
[Uimp] rated impulse withstand voltage	8 kV IEC 60947-2
Power dissipation per pole	4.6 W
Mechanical durability	40000 cycles
Electrical durability	40000 cycles AC-3 440 V In/2 40000 cycles AC-3 440 V In
Maximum operating rate	25 cyc/h
Rated duty	Continuous IEC 60947-4-1
Connection pitch	1.06 in (27 mm) without spreaders 1.38 in (35 mm) with spreaders
Connections - terminals	Lugs-ring terminals
Tightening torque	79.66 lbf.in (9 N.m) 0.02...0.15 in² (16...95 mm²) 44.25 lbf.in (5 N.m) 0.00...0.02 in² (1.5...10 mm²)
Mechanical robustness	Vibrations +/- 1 mm 2...13.2 Hz IEC 60068-2-6 Vibrations 0.7 gn 13.2...100 Hz IEC 60068-2-6 Shocks 15 gn 11 ms IEC 60068-2-27
Phase failure sensitivity	Yes IEC 60947-4-1
Height	6.10 in (155 mm)
Width	3.19 in (81 mm)
Depth	4.57 in (116 mm)
Net Weight	3.20 lb(US) (1.45 kg)
Color	Gray RAL 7016)
Suitability for isolation	Yes IEC 60947-1

Environment

Standards	CSA C22.2 No 60947-4-1 UL 60947-4-1 EN/IEC 60947-4-1 EN/IEC 60947-2
Product Certifications	IEC UL CSA CCC EAC ATEX EU-RO MR
Climatic withstand	IACS E10
IK degree of protection	IK07 IEC 62262
Pollution degree	3
IP degree of protection	IP40 IEC 60529
Ambient Air Temperature for Storage	-58...185 °F (-50...85 °C)
Fire resistance	1760 °F (960 °C) IEC 60695-2-11
Operating altitude	5000 m
Ambient air temperature for operation	-13...158 °F (-25...70 °C)

Ordering and shipping details

Category	22365-TESYS GV4 MOTOR CIRCUIT BREAKERS
----------	--

Discount Schedule	I11
GTIN	3606481310644
Returnability	No

Packing Units

Unit Type of Package 1	PCE
Number of Units in Package 1	1
Package 1 Height	6.50 in (16.5 cm)
Package 1 Width	4.33 in (11.0 cm)
Package 1 Length	8.66 in (22.0 cm)
Package 1 Weight	3.36 lb(US) (1.522 kg)

Offer Sustainability

REACH Regulation	REACH Declaration
EU RoHS Directive	Compliant EU RoHS Declaration
Mercury free	Yes
China RoHS Regulation	China RoHS declaration Product out of China RoHS scope. Substance declaration for your information.
RoHS exemption information	Yes
WEEE	The product must be disposed on European Union markets following specific waste collection and never end up in rubbish bins.
PVC free	Yes
Halogen content performance	Halogen free plastic parts product

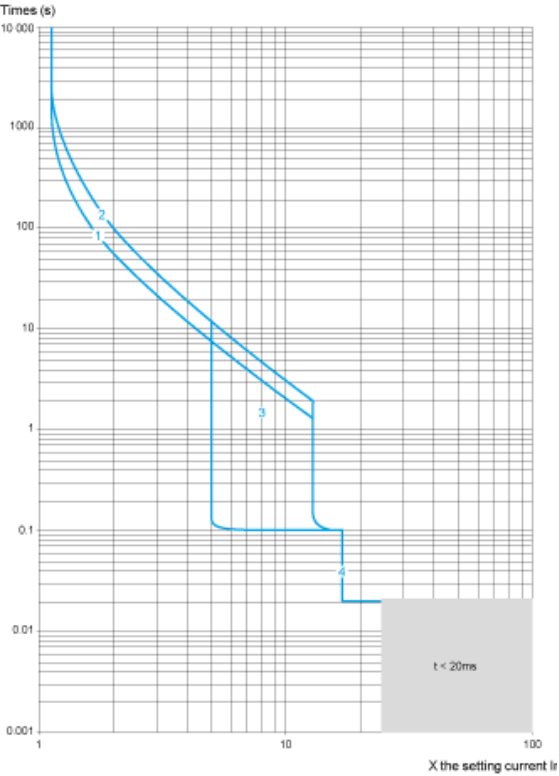
Contractual warranty

Warranty	18 months
----------	-----------

Thermal-Magnetic Tripping Curves for GV4P, GV4PE, GV4PEM

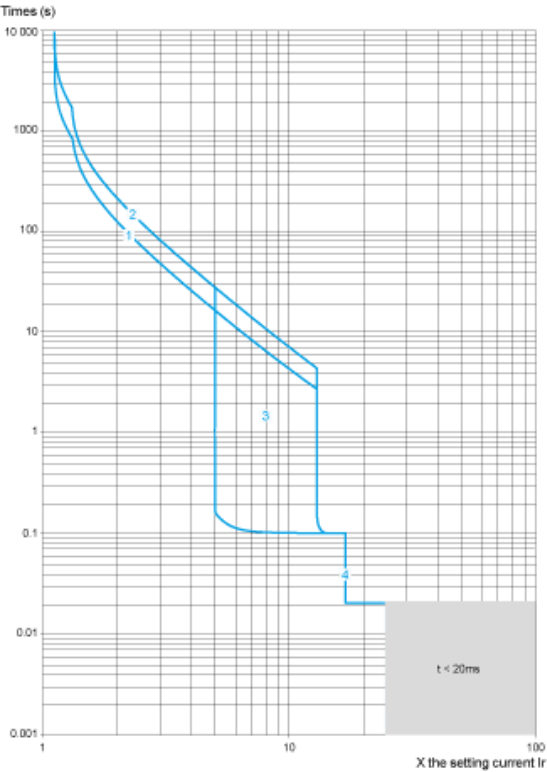
Average Operating Times at 20 °C Related to Multiples of the Setting Current

Hot state



- 1Class 10
- 2Class 20
- 3Isd = 5...13x Ir
- 4Ii = 17 In

Cold state

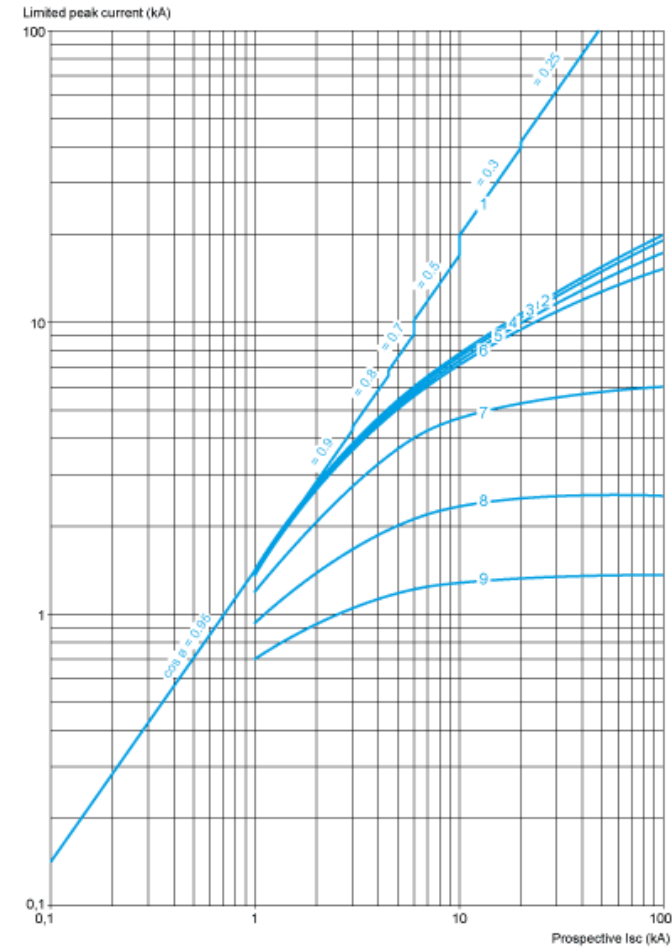


- 1Class 10
- 2Class 20
- 3Isd = 5...13x Ir
- 4Ii = 17 In

Current Limitation on Short-Circuit for GV4P, GV4PE, GV4PEM (3-Phase 400/415 V)

Dynamic Stress

I peak = f (prospective Isc) at 1.05 Ue = 435 V

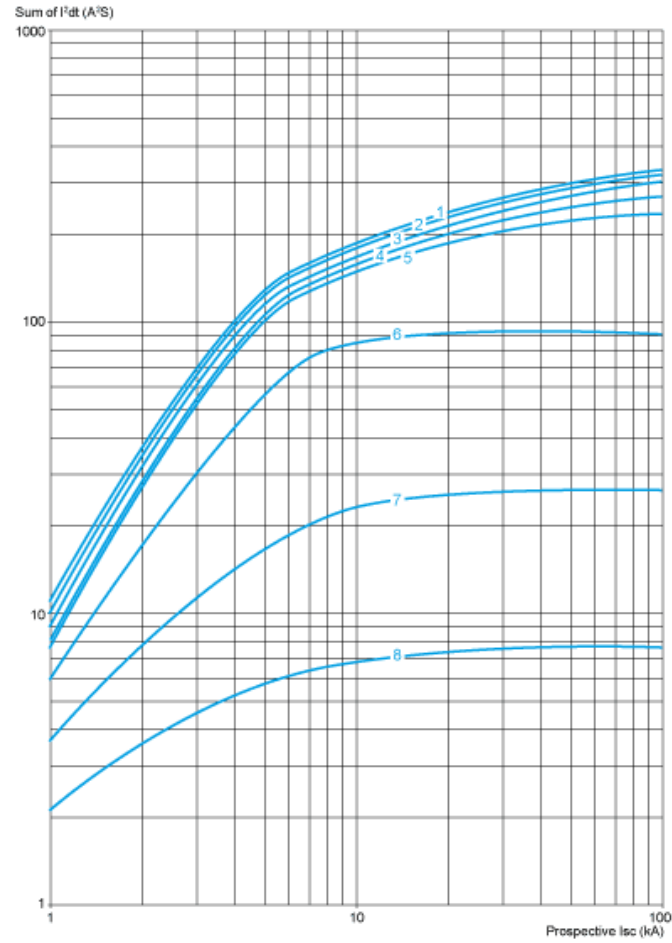


- 1 Maximum peak current
- 2 GV4P115
- 3 GV4P80
- 4 GV4P50
- 5 GV4P25
- 6 GV4P12
- 7 GV4P07
- 8 GV4P03
- 9 GV4P02

Thermal Limit on Short-Circuit for GV4P, GV4PE, GV4PEM

Thermal Limit in kA^2s in the Magnetic Operating Zone

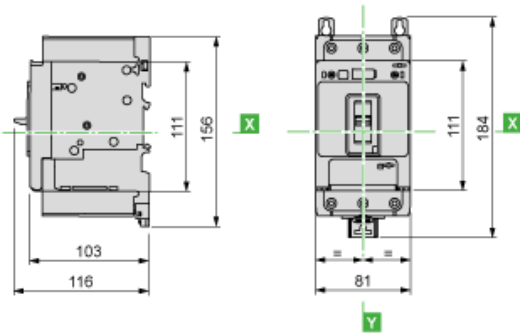
Sum of $I^2dt = f(\text{prospective Isc})$ at $1.05 U_e = 435 \text{ V}$



- 1 GV4P115
- 2 GV4P80
- 3 GV4P50
- 4 GV4P25
- 5 GV4P12
- 6 GV4P07
- 7 GV4P03
- 8 GV4P02

GV4 with Toggle: GV4LE, GV4PE, GV4PEM

With EverLink® Connector

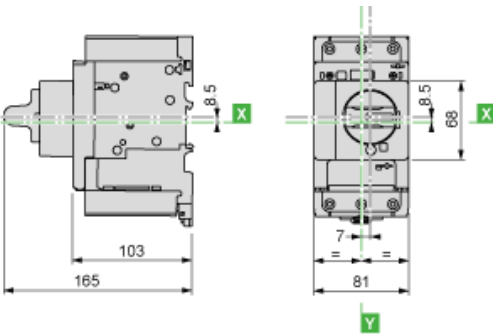


With Crimp Lug Connector



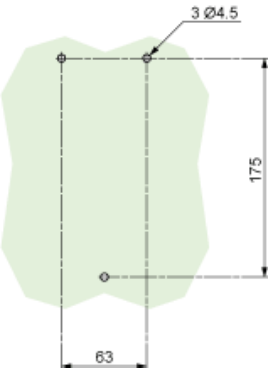
GV4 with Rotary Handle: GV4L, GV4P, or GV4LE, GV4PE, GV4PEM with GV4ADN01, GV4ADN02 Direct Mounting Rotary Handle

Dimensions

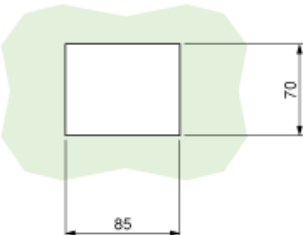


GV4L, GV4P, GV4LE, GV4PE, GV4PEM

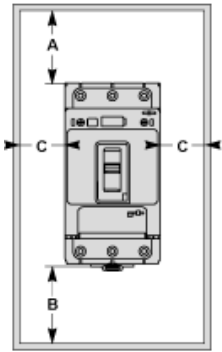
Panel Mounting with M4 Screws



Door Cut-Out for Rotary Handle



Minimum Safety Clearance

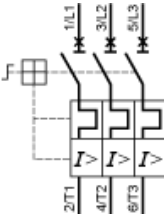


Toggle-type, rotary handle-type: identical clearance values.

Safety Clearance (mm)						
	Painted Sheet Metal			Bare Sheet Metal		
	A	B	C	A	B	C
No accessory	30	0	0	40	0	5
Interphase barriers	0	0	0	0	0	5
Long terminal shield	0	0	0	0	0	5

Magnetic Motor Circuit Breakers

GV4P, GV4PE, GV4PEM



Recommended replacement(s)