

Product datasheet

Specifications



Motor circuit breaker, TeSys GV2, 3P, 1-1.6 A, thermal magnetic, screw clamp terminals

GV2RT06

Main

Range	TeSys Deca
Product name	TeSys GV2 TeSys Deca
Product or component type	Motor circuit breaker
Device short name	GV2RT
Device application	Motor protection Motor
Trip unit technology	Thermal-magnetic

Complementary

Poles description	3P
Network type	AC
Utilisation category	Category A conforming to IEC 60947-2 AC-3 conforming to IEC 60947-4-1
Network frequency	50/60 Hz conforming to IEC 60947-4-1
Fixing mode	35 mm symmetrical DIN rail: clipped Panel: screwed (with adaptor plate)
Motor power kW	0.18 kW at 220/230 V AC 50/60 Hz motor protection high peak current 0.25 kW at 220/230 V AC 50/60 Hz motor protection high peak current 0.37 kW at 400/415 V AC 50/60 Hz motor protection high peak current 0.55 kW at 400/415 V AC 50/60 Hz motor protection high peak current 0.37 kW at 440 V AC 50/60 Hz motor protection high peak current 0.55 kW at 440 V AC 50/60 Hz motor protection high peak current 0.37 kW at 500 V AC 50/60 Hz motor protection high peak current 0.55 kW at 500 V AC 50/60 Hz motor protection high peak current 0.75 kW at 500 V AC 50/60 Hz motor protection high peak current 0.75 kW at 690 V AC 50/60 Hz motor protection high peak current 1.1 kW at 690 V AC 50/60 Hz motor protection high peak current 0.4 kW at 230/240 V AC 50/60 Hz transformer protection 0.63 kW at 400/415 V AC 50/60 Hz transformer protection
Breaking capacity	100 kA Icu at 220/230 V AC 50/60 Hz conforming to IEC 60947-2 100 kA Icu at 400/415 V AC 50/60 Hz conforming to IEC 60947-2 100 kA Icu at 440 V AC 50/60 Hz conforming to IEC 60947-2 100 kA Icu at 500 V AC 50/60 Hz conforming to IEC 60947-2 100 kA Icu at 690 V AC 50/60 Hz conforming to IEC 60947-2
Control type	Toggle
[In] rated current	1.6 A
Thermal protection adjustment range	1...1.6 A conforming to IEC 60947-4-1
Magnetic tripping current	33 A

[Ith] conventional free air thermal current	1.6 A conforming to IEC 60947-4-1
[Ue] rated operational voltage	690 V AC 50/60 Hz conforming to IEC 60947-2
[Ui] rated insulation voltage	690 V AC 50/60 Hz conforming to IEC 60947-2
[Uimp] rated impulse withstand voltage	6 kV conforming to IEC 60947-2
Suitability for isolation	Yes conforming to IEC 60947-1 § 7-1-6
Power dissipation per pole	2.5 W
Mechanical durability	100000 cycles
Electrical durability	100000 cycles for AC-3 at 415 V In
Rated duty	Continuous conforming to IEC 60947-4-1
Tightening torque	1.7 N.m - on screw clamp terminal
Width	45 mm
Height	89 mm
Depth	78.5 mm

Environment

Standards	EN/IEC 60947-2 EN/IEC 60947-4-1
Product certifications	CCC UL CSA EAC LROS (Lloyds register of shipping) BV UKCA
IK degree of protection	IK04
IP degree of protection	IP20 conforming to IEC 60529
Climatic withstand	conforming to IACS E10
Ambient air temperature for storage	-40...80 °C
Fire resistance	960 °C conforming to IEC 60695-2-11
Ambient air temperature for operation	-20...60 °C
Mechanical robustness	Shocks: 30 Gn for 11 ms Vibrations: 5 Gn, 5...150 Hz
Operating altitude	2000 m

Packing Units

Unit Type of Package 1	PCE
Number of Units in Package 1	1
Package 1 Height	8.2 cm
Package 1 Width	9.0 cm
Package 1 Length	4.8 cm
Package 1 Weight	260.0 g
Unit Type of Package 2	S02
Number of Units in Package 2	24
Package 2 Height	15.0 cm
Package 2 Width	30.0 cm

Package 2 Length	40.0 cm
Package 2 Weight	6.39 kg
Unit Type of Package 3	P06
Number of Units in Package 3	384
Package 3 Height	77.0 cm
Package 3 Width	80.0 cm
Package 3 Length	60.0 cm
Package 3 Weight	110.74 kg

Offer Sustainability

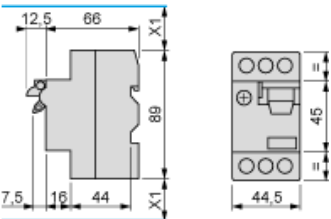
REACH Regulation	REACH Declaration
EU RoHS Directive	Compliant EU RoHS Declaration
Mercury free	Yes
China RoHS Regulation	China RoHS declaration Product out of China RoHS scope. Substance declaration for your information
RoHS exemption information	Yes
WEEE	The product must be disposed on European Union markets following specific waste collection and never end up in rubbish bins

Contractual warranty

Warranty	18 months
----------	-----------

GV2RT

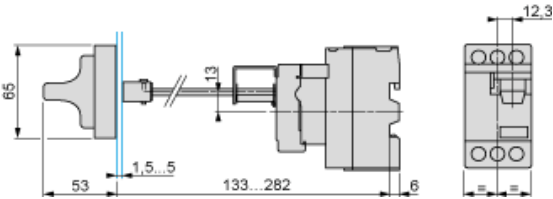
Dimensions



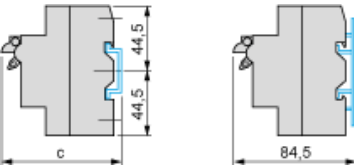
X1: Electrical clearance = 40 mm for Ue < 690 V

Mounting

Mounting of external operator GV2AP03



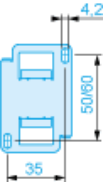
On 35 mm rail



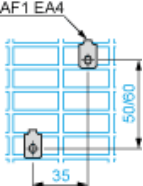
c = 80 on AM1 DP200 (35 x 7.5)

c = 88 on AM1 DE200, ED200 (35 x 15)

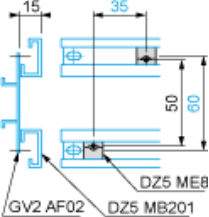
On panel with adapter plate GV2AF02



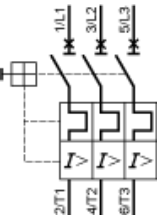
On pre-slotted plate AM1 PA



On rails DZ5 MB



GV2ME•• and GV2RT



Recommended replacement(s)