

Search Automation Controls 🔍

- Home
- Products
- Download
- Resource
- Support
- Sales Locations

Panasonic Industry > Automation Controls Top > FA Sensors & Components > Sensors > Photoelectric Sensors / Laser Sensors > CX-421

Sensors

Photoelectric Sensors / Laser Sensors >

Compact Photoelectric Sensor CX-400 Ver.2 >

CX-421

Fiber Sensors >

Light Curtains / Safety Components >

Area Sensors >

Micro Photoelectric Sensors >

Inductive Proximity Sensors >

Particular Use Sensors >

Sensor Options >

Wire-Saving Systems >

Configuration examples of IO-Link compatible devices >

CX-421 | Compact
Photoelectric Sensor CX-400 Ver.2

Download

Catalog/
Datasheet CAD Manual



*Photo may vary from actual product.



Contact Us

Technical Inquiries,
Purchase Support &
Additional Assistance

Technical inquiry

Business inquiry

Other inquiry

Product Number	CX-421
Part Number	CX-421
Product	Compact Photoelectric Sensor
Details	Diffuse reflective
Product Name	Compact Photoelectric Sensor CX-400 Ver.2

Contact Us

Technical inquiry

Business inquiry

Other inquiry

Spec
Detail



Accessories
(Option)




As of April 26, 2025 (JST)
*Specifications and design of the products are subject to change without notice for the product improvement.

Spec Detail

Specifications and design of the products are subject to change without notice for the product improvement.

Item	Specifications
Product Number	CX-421
Part Number	CX-421
Products Name	Compact Photoelectric Sen



Item	Specifications
Product details	Diffuse reflective
The price of the product	Please contact our office
Applicable regulations and certifications	CE Marking (EMC Directive, RoHS Directive), UKCA Marking (EMC Regulations, RoHS Regulations), UL Recognition Certification
Sensing range	300 mm 11.811 in (Note) The sensing range and hysteresis of the diffuse reflective type sensor are specified for white non-glossy paper (200 × 200 mm 7.874 × 7.874 in) as the object.
Sensing object	Opaque, translucent or transparent object (Note) Make sure to confirm detection with an actual sensor before use.
Hysteresis	15 % or less of operation distance (Note) The sensing range and hysteresis of the diffuse reflective type sensor are specified for white non-glossy paper (200 × 200 mm 7.874 × 7.874 in) as the object.
Repeatability(perpendicular to sensing axis)	1 mm 0.039 in or 



Item	Specifications
Supply voltage	12 to 24 V DC plus or minus 10 % Ripple P-P 10 % or less
Current consumption	13 mA or less
Output	NPN open-collector transistor - Maximum sink current: 100 mA - Applied voltage: 30 V DC or less (between output and 0 V) - Residual voltage: 2 V or less (at 100 mA sink current), 1 V or less (at 16 mA sink current)
Output:Output operation	Switchable either Light-ON or Dark-ON
Output:Short-circuit protection	Incorporated
Response time	1 ms or less
Operation indicator	Orange LED(lights up when the output is ON) (incorporated on the receiver for thru-beam type)
Stability indicator	Green LED(lights up under stable light received condition or stable dark condition) (incorporated on the receiver for thru-beam type)
Power indicator	-




Item	Specifications
Sensitivity adjuster	Continuously variable adjuster(incorporated on the receiver for thru-beam type)
Automatic interference prevention function	Incorporated(Two units of sensors can be mounted close together.)
Protection	IP67 (IEC)
Ambient temperature	- 25 to +55°C -13 to +131°C °F (No dew condensation or icing allowed), Storage: -30 to +70°C -22 to +158°C °F
Ambient humidity	35 to 85 % RH, Storage: 35 to 85 % RH
Ambient illuminance	Incandescent light: 3,000 lx or less at the light-receiving face
Voltage withstandability	1,000 V AC for one min. between all supply terminals connected together and enclosure
Insulation resistance	20 MOhm , or more, with 250 V DC megger between all supply terminals connected together and enclosure
Vibration resistance	10 to 500 Hz frequency, 1.5 mm 0.059 in amplitude (10 G max.) in X, Y and Z directions for two hours each






Item	Specifications
Shock resistance	500 m/s ² acceleration (50 G approx.) in X, Y and Z directions three times each
Emitting element (modulated)	Infrared LED
Emitting element (modulated):Peak emission wavelength	860 nm 0.034 mil
Material	Enclosure: PBT (polybutylene terephthalate) Lens: acrylic Indicator cover: acrylic
Cable	0.2 mm ² 3-core cabtyre cable, 2 m 6.562 ft long
Cable extension	Extension up to total 100 m 328.084 ft is possible with 0.3 mm ² , or more, cable.
Weight	Net weight: 50 g approx. Gross weight: 60 g approx.
Accessory	-

Accessories (Option)

	Product number	Part number	Product	D
	MS-AJ1	MS-AJ1	-	-



	Product number	Part number	Product	Discontinued
	MS-AJ1-A	MS-AJ1-A	-	-
	MS-AJ1-M	MS-AJ1-M	-	-
	MS-AJ2	MS-AJ2	-	-

View more

Recently checked products

Recently checked product numbers

- CX-412-P | Compact Photoelectric Sensor CX-400 Ver.2 >
- CX-412 | Compact Photoelectric Sensor CX-400 Ver.2 >
- CX-411-P | Compact Photoelectric Sensor CX-400 Ver.2 >
- CX-411 | Compact Photoelectric Sensor CX-400 Ver.2 >

Contact Us



Control Components & Components & Components

FA Sensors & Components,

Motors Technical



Electronic Device
Products
Technical
Support

Relays, Couplers,
Connectors, Switches,
and Other
Control Components &
Electronic Device
Products

Contact Us

Motors
Technical
Support

FA Sensors, PLC ,Eco
Power Meters, Times,
Counters, Limit Switches
and Other FA Sensors &
Components

Contact Us

Support

Motors for FA & Industrial
Application, Motors for
Appliance & Automotive

Contact Us

Guidelines for Ordering and Usage

Requests to customers (FA Sensors & Components [Excluding motors])

Requests to customers (Dedicated to industrial motors)

Components &
Devices

Relays / Couplers
Connectors
Switches
Encoders /
Potentiometers
Transparent
Conductive Film
Cooling Fan

FA Sensors & Components

Fiber Sensors	Sensor Options	Static Control Devices
Photoelectric Sensors / Laser Sensors	Wire-Saving Systems	Laser Markers / 2D Code Readers
Micro Photoelectric Sensors	Programmable Controllers / Motion Controller	Machine Vision System
Light Curtains / Safety Components	Human Machine Interface	Energy Management Solutions
Area Sensors		

Motors for FA &
Industrial
Application

AC Servo
Motors for HVAC &
Automotive



Inductive	Pressure
Proximity	Sensors / Flow
Sensors	Sensors
Particular Use	Measurement
Sensors	Sensors

