

Product data sheet

Specifications



Discrete input module, Modicon X80, 64 inputs, 24V DC positive

BMXDDI6402K

Main

Range of product	Modicon X80
Product or component type	Discrete input module
Discrete input number	64
Discrete input type	Isolated
Input type	Current sink (logic positive)
Discrete input voltage	24 V DC, discrete input logic: positive
Discrete input current	0.6 mA

Complementary

Sensor power supply	19...30 V
Input impedance	40000 Ohm
Insulation resistance	> 10 MOhm 500 V DC
Power dissipation in W	4.3 W
DC typical response time	4 ms
DC maximum response time	7 ms
Paralleling of inputs	No
Typical current consumption	160 mA at 3.3 V DC
MTBF reliability	510000 H
Protection type	1 external fuse per group of channel0.5 A fast blow without reverse polarity protection
Voltage detection threshold	< 14 V DC sensor fault > 18 V DC sensor OK
Status LED	1 LED (green) +32 channels indicator 1 LED (green) module operating (RUN) 1 LED per channel (green) channel diagnostic 1 LED (red) module error (ERR) 1 LED (red) module I/O
Net weight	0.145 kg

Environment

IP degree of protection	IP20
Directives	2014/35/EU - low voltage directive 2014/30/EU - electromagnetic compatibility

Dielectric strength	1500 V AC at 50/60 Hz 1 minute, primary/secondary 500 V DC 1 minute, between group of channels
Vibration resistance	3 gn
Shock resistance	30 gn
Ambient air temperature for storage	-40...85 °C
Ambient air temperature for operation	0...60 °C
Relative humidity	5...95 % at 55 °C without condensation
Operating altitude	0...2000 m 2000...5000 m with derating factor

Packing Units

Unit Type of Package 1	PCE
Number of Units in Package 1	1
Package 1 Height	5.481 cm
Package 1 Width	11.199 cm
Package 1 Length	11.666 cm
Package 1 Weight	190.0 g
Unit Type of Package 2	S02
Number of Units in Package 2	15
Package 2 Height	15 cm
Package 2 Width	30 cm
Package 2 Length	40 cm
Package 2 Weight	3.481 kg
Unit Type of Package 3	P06
Number of Units in Package 3	240
Package 3 Height	75.0 cm
Package 3 Width	60.0 cm
Package 3 Length	80.0 cm
Package 3 Weight	66 kg

Offer Sustainability

Sustainable offer status	Green Premium product
REACH Regulation	REACH Declaration
REACH free of SVHC	Yes
EU RoHS Directive	Pro-active compliance (Product out of EU RoHS legal scope) EU RoHS Declaration
Mercury free	Yes
China RoHS Regulation	China RoHS declaration
RoHS exemption information	Yes
Environmental Disclosure	Product Environmental Profile
Circularity Profile	End of Life Information
WEEE	The product must be disposed on European Union markets following specific waste collection and never end up in rubbish bins

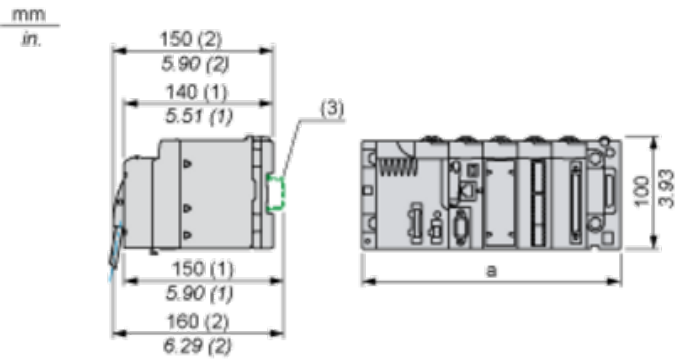
California proposition 65	WARNING: This product can expose you to chemicals including: Lead and lead compounds, which is known to the State of California to cause cancer and birth defects or other reproductive harm. For more information go to www.P65Warnings.ca.gov
---------------------------	---

Contractual warranty

Warranty	18 months
----------	-----------

Modules Mounted on Racks

Dimensions



- (1) With removable terminal block (cage, screw or spring).
- (2) With FCN connector.
- (3) On AM1 ED rail: 35 mm wide, 15 mm deep. Only possible with BMXXBP0400/0400H/0600/0600H/0800/0800H rack.

Rack references	a in mm	a in in.
BMXXBP0400 and BMXXBP0400H	242.4	09.54
BMXXBP0600 and BMXXBP0600H	307.6	12.11
BMXXBP0800 and BMXXBP0800H	372.8	14.68
BMXXBP1200 and BMXXBP1200H	503.2	19.81

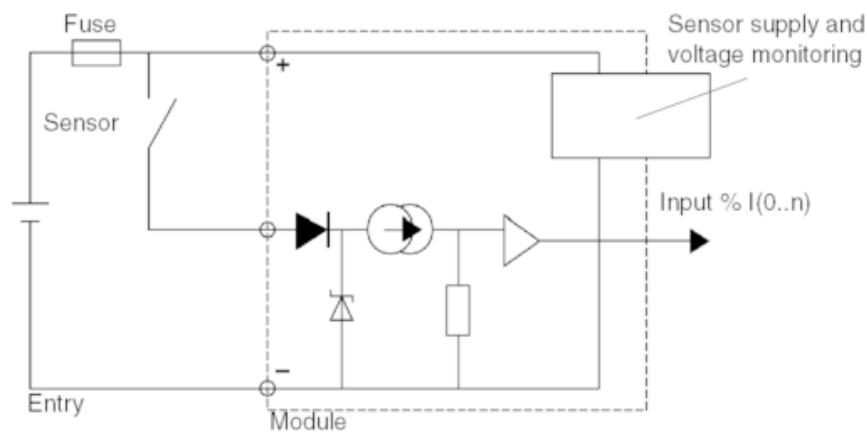
Product data sheet

Connections and Schema

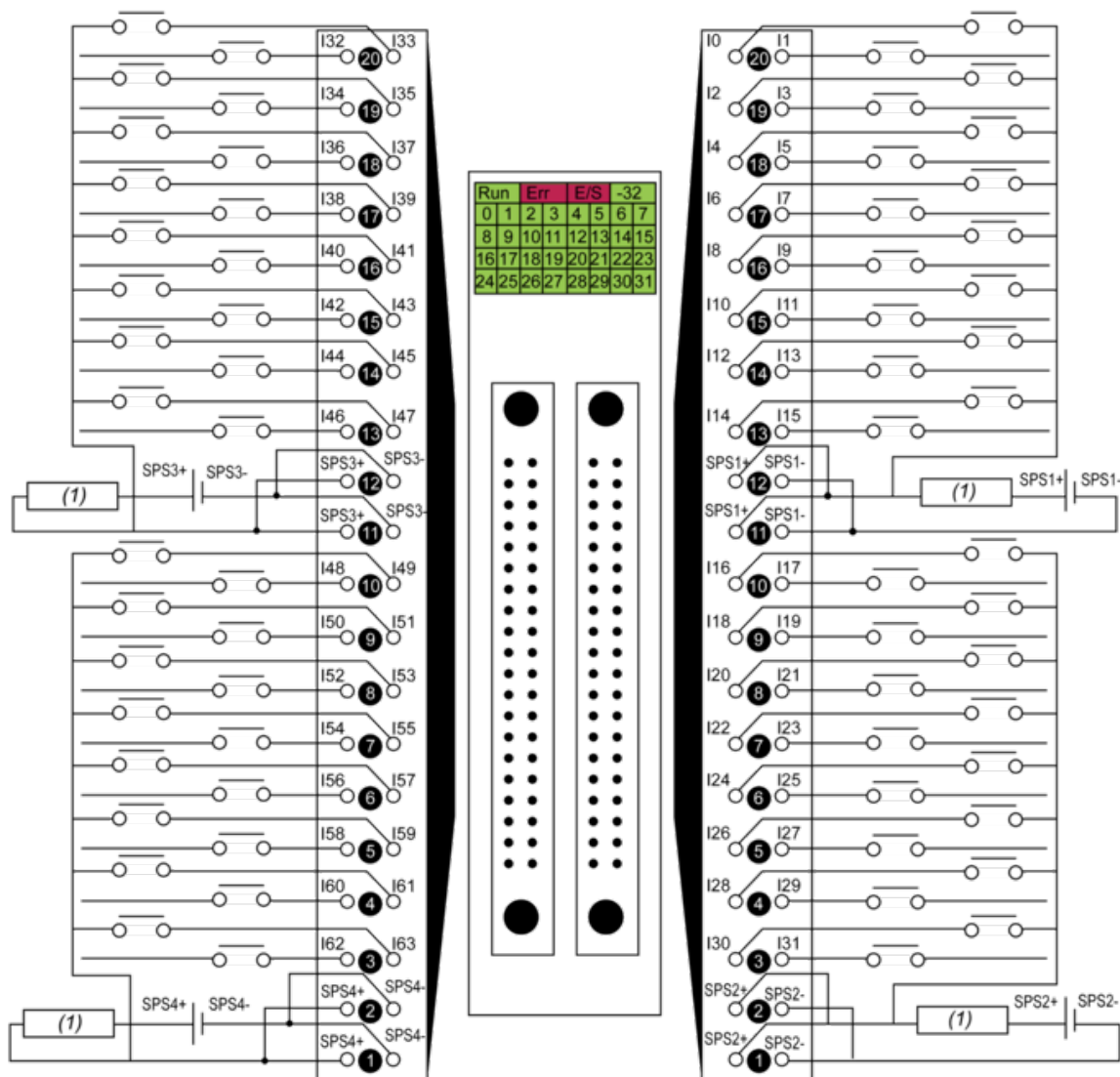
BMXDDI6402K

Connecting the Module

Input Circuit Diagram



Module Connection



(1) fuse: fast blow fuse of 0.5 A for each 16-channel group

power supply 24 VDC

SPS sensor power supply

Recommended replacement(s)