

Product data sheet

Specifications



Redundant processor, Modicon M580, 8MB, 61 Ethernet devices, 8 local racks and 8 Remote I/O racks

BMEH582040

Main

Range of product	Modicon M580
Product or component type	Redundant processor module

Complementary

Number of racks	1
Application specific I/O	Counter Accurate time stamping Serial link HART Motion control SSI encoder
Checks	Process control
Control channels	Programmable loops
Integrated connection type	1 Ethernet TCP/IP for service port 2 Ethernet TCP/IP for device network USB type mini B 1 Ethernet for HSBY port
Number of remote I/O station	8 - 2 rack(s) per X80 remote drop
Number of distributed equipment	64
Communication module processor capacity	2 Ethernet communication module 8 AS-Interface module
Communication service	DIO scanner RIO scanner
Memory description	Expandable flash, 4 GB for data storage Integrated RAM, 10 kB for system memory Integrated RAM, 8 MB for program Integrated RAM, 768 kB for data
Application structure	1 periodic fast task 1 cyclic/periodic master task
Number of instructions per ms	7.5 Kinst/ms 65 % Boolean + 35 % fixed arithmetic 10 Kinst/ms 100 % Boolean
Current consumption	270 mA at 24 V DC
MTBF reliability	650000 H
Marking	CE

Environment

Vibration resistance	3 gn
----------------------	------

Shock resistance	30 gn
Ambient air temperature for operation	0...60 °C
Ambient air temperature for storage	-40...85 °C
Operating altitude	0...2000 m 2000...5000 m with derating factor
Relative humidity	5...95 % at 55 °C without condensation
IP degree of protection	IP20
Directives	2014/35/EU - low voltage directive 2014/30/EU - electromagnetic compatibility
Supply	Internal power supply via rack
Status LED	1 LED (green) processor running (RUN) 1 LED (red) processor or system fault (ERR) 1 LED (red) I/O module fault (I/O) 1 LED (green) download in progress (DL) 1 LED (red) memory card or CPU flash fault (BACKUP) 1 LED (green/red) ETH MS (Ethernet port configuration status) 1 LED (green/red) Eth NS (Ethernet network status) 1 LED (green) peer processor running (REMOTE RUN) 1 LED (green) processor ID set to A (A) 1 LED (green) processor ID set to B (B) 1 LED (green) processor acting as Primary (PRIM) 1 LED (green) processor acting as Standby (STBY) 1 LED (green) I/O values overridden by user (FORCED IO) 1 LED (green) Hot standby link status (Hsby Diag)
Net weight	0.849 kg

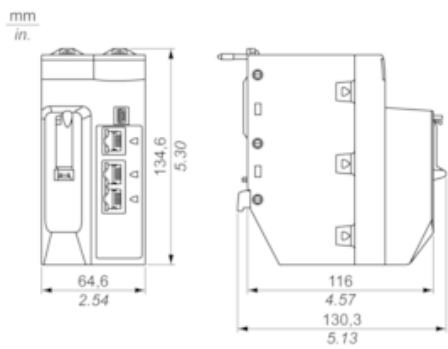
Packing Units

Unit Type of Package 1	PCE
Number of Units in Package 1	1
Package 1 Height	8.800 cm
Package 1 Width	17.800 cm
Package 1 Length	25.000 cm
Package 1 Weight	880.000 g
Unit Type of Package 2	S03
Number of Units in Package 2	6
Package 2 Height	30.000 cm
Package 2 Width	30.000 cm
Package 2 Length	40.000 cm
Package 2 Weight	5.795 kg

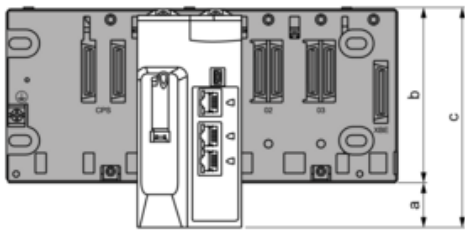
Offer Sustainability

Sustainable offer status	Green Premium product
REACH Regulation	REACH Declaration
EU RoHS Directive	Pro-active compliance (Product out of EU RoHS legal scope) EU RoHS Declaration
Mercury free	Yes
China RoHS Regulation	China RoHS declaration
RoHS exemption information	Yes
Circularity Profile	End of Life Information
WEEE	The product must be disposed on European Union markets following specific waste collection and never end up in rubbish bins

CPU Module Only

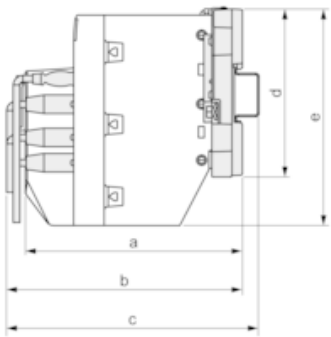


Modules Mounted on Racks



- a:** additional space below the rack to accommodate the height of the CPU. For an X Bus rack, the value is 30.9 mm (1.217 in.); for an Ethernet rack, the value is 29.49 mm (1.161 in.).
- b:** the height of the rack. For an X Bus rack, the height is 103.7 mm (4.083 in.); for an Ethernet rack, the height is 105.11 mm (4.138 in.).
- c:** the height of the main local rack, 134.6 mm (5.299 in.)

Modules and Cables Mounted in an Enclosure



- a: enclosure depth: 135 mm (5.315 in.)
- b: wiring + module depth: > 146 mm (5.748 in.)
- c: wiring + module + DIN rail depth: > 156 mm (6.142 in.)
- d: rack height: for an X Bus rack 103.7 mm (4.083 in.); for an Ethernet rack, 105.11 mm (4.138 in.)
- e: module height: 134.6 mm (5.299 in.)

Recommended replacement(s)