

# Product datasheet

Specifications



soft starter for asynchronous motor,  
Altistart 01, ATS01, 3A, 110 to  
480V, 0.55 to 1.1kW

ATS01N103FT

## Main

Range of product	Altistart 01
Product or component type	Soft starter
Product destination	Asynchronous motors
Product specific application	Simple machine
Device short name	ATS01
Network number of phases	1 phase
[Us] rated supply voltage	110...480 V - 10...10 %
Motor power kW	0.37 kW, 3 phases at 230 V 0.55 kW, 3 phases at 230 V 1.1 kW, 3 phases at 400 V 0.37 kW, 1 phase at 230 V
Motor power hp	0.5 hp, 3 phases at 230 V 0.5 hp, 3 phases at 460 V 1.5 hp, 3 phases at 460 V
IcL starter rating	3 A
Utilisation category	AC-53B conforming to EN/IEC 60947-4-2
Current consumption	15 A at nominal load
Type of start	Start with voltage ramp
Power dissipation in W	19 W in transient state 4 W at full load and at end of starting

## Complementary

Assembly style	With heat sink
Function available	Integrated bypass
Supply voltage limits	99...528 V
Supply frequency	50...60 Hz - 5...5 %
Network frequency	47.5...63 Hz
Output voltage	<= power supply voltage
[Uc] control circuit voltage	110 V AC +/- 10 % at 30 mA 24 V AC/DC +/- 10 % at 25 mA 240 V AC +/- 10 % at 65 mA
Starting time	1 s / 100 5 s / 20 Adjustable from 1 to 5 s
Starting torque	30...80 % of starting torque of motor connected directly on the line supply

Discrete output current	2 A DC-13 3 A AC-15
Tightening torque	0.8 N.m
Electrical connection	Cage type connector - rigid 1 2.5 mm² AWG 14 control circuit Cage type connector - rigid 1 2.5 mm² AWG 14 power circuit Cage type connector - rigid 2 1 mm² AWG 17 control circuit Cage type connector - rigid 2 1 mm² AWG 17 power circuit Cage type connector - flexible with cable end 1 2.5 mm² AWG 14 control circuit Cage type connector - flexible with cable end 1 2.5 mm² AWG 14 power circuit Cage type connector - flexible without cable end 1 2.5 mm² AWG 14 control circuit Cage type connector - flexible without cable end 1 2.5 mm² AWG 14 power circuit Cage type connector - flexible with cable end 2 0.75 mm² AWG 18 control circuit Cage type connector - flexible with cable end 2 0.75 mm² AWG 18 power circuit Cage type connector - flexible without cable end 2 1 mm² AWG 17 control circuit Cage type connector - flexible without cable end 2 1 mm² AWG 17 power circuit
Marking	CE
Operating position	Vertical +/- 10 degree
Height	100 mm
Width	23 mm
Depth	100 mm
Net weight	0.16 kg
Compatibility code	ATS01N1
Motor power range AC-3	0...0.5 kW at 200...240 V 1 phase 0...0.5 kW at 200...240 V 3 phases 0.55...1 kW at 200...240 V 3 phases 1.1...2 kW at 380...440 V 3 phases
Motor starter type	Soft starter

## Environment

Electromagnetic compatibility	Conducted and radiated emissions level B conforming to CISPR 11 Conducted and radiated emissions level B conforming to IEC 60947-4-2 Damped oscillating waves level 3 conforming to IEC 61000-4-12 Electrostatic discharge level 3 conforming to IEC 61000-4-2 EMC immunity conforming to EN 50082-1 EMC immunity conforming to EN 50082-2 Harmonics conforming to IEC 1000-3-2 Harmonics conforming to IEC 1000-3-4 Immunity to conducted interference caused by radio-electrical fields level 3 conforming to IEC 61000-4-6 Immunity to electrical transients level 4 conforming to IEC 61000-4-4 Immunity to radiated radio-electrical interference level 3 conforming to IEC 61000-4-3 Micro-cuts and voltage fluctuation conforming to IEC 61000-4-11 Voltage/current impulse level 3 conforming to IEC 61000-4-5
Standards	EN/IEC 60947-4-2
Product certifications	CSA GOST C-Tick UL CCC B44.1-96/ASME A17.5 for starter wired to the motor delta terminal
IP degree of protection	IP20
Pollution degree	2 conforming to EN/IEC 60947-4-2
Vibration resistance	1 gn (f= 13...150 Hz) conforming to EN/IEC 60068-2-6 1.5 mm peak to peak (f= 3...13 Hz) conforming to EN/IEC 60068-2-6
Shock resistance	15 gn for 11 ms conforming to EN/IEC 60068-2-27
Relative humidity	5...95 % without condensation or dripping water conforming to EN/IEC 60068-2-3
Ambient air temperature for operation	-10...40 °C (without derating) 40...50 °C (with current derating of 2 % per °C)
Ambient air temperature for storage	-25...70 °C conforming to EN/IEC 60947-4-2
Operating altitude	<= 1000 m without derating > 1000 m with current derating of 2.2 % per additional 100 m

Packing Units

Unit Type of Package 1	PCE
Number of Units in Package 1	1
Package 1 Height	2.5 cm
Package 1 Width	10.3 cm
Package 1 Length	10.5 cm
Package 1 Weight	175.0 g
Unit Type of Package 2	S02
Number of Units in Package 2	36
Package 2 Height	15.0 cm
Package 2 Width	30.0 cm
Package 2 Length	40.0 cm
Package 2 Weight	6.491 kg

Offer Sustainability

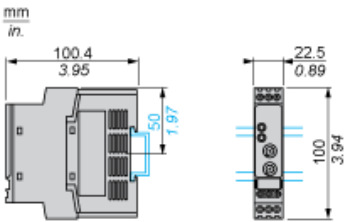
REACH Regulation	<a href="#">REACH Declaration</a>
REACH free of SVHC	Yes
EU RoHS Directive	Pro-active compliance (Product out of EU RoHS legal scope) <a href="#">EU RoHS Declaration</a>
Toxic heavy metal free	Yes
Mercury free	Yes
China RoHS Regulation	<a href="#">China RoHS declaration</a>
RoHS exemption information	<a href="#">Yes</a>
WEEE	The product must be disposed on European Union markets following specific waste collection and never end up in rubbish bins

Contractual warranty

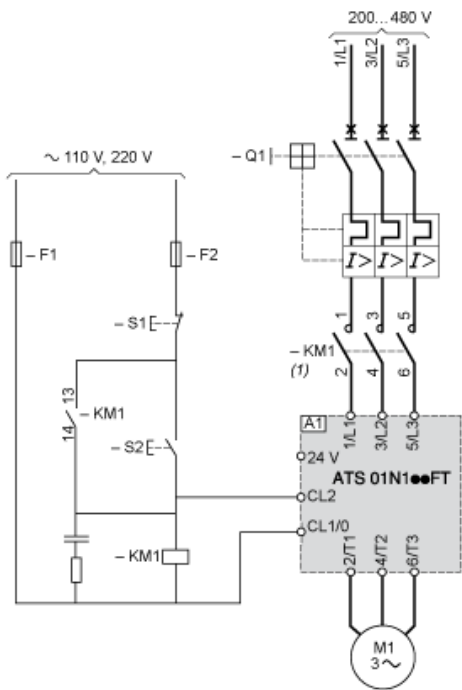
Warranty	18 months
----------	-----------

Dimensions

Mounting on Symetrical (35 mm) Rail or Asymetrical Rail with Adaptor RHZ 66

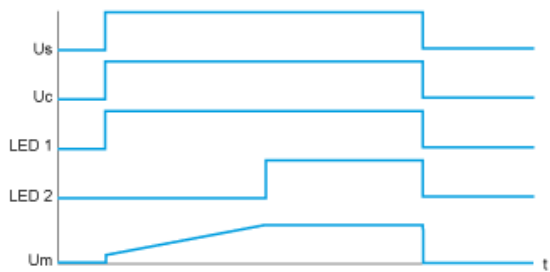


Example of 3-phase Power Supply Connection



- (1) A line contactor must be used in the sequence.
- A1 : Soft starter
- Q1 : Motor circuit-breaker
- KM1 : Contactors
- F1, F2 : Control protection fuses
- S1, S2 : Pushbuttons

Function Diagram



**Us :** Power supply voltage  
**Uc :** Control supply voltage  
**LED 1 :** Green LED  
**LED 2 :** Yellow LED  
**Um :** Motor voltage

Recommended replacement(s)