Product datasheet

Specifications

Green Premium™

voltage transformer - 230..400 V - 2 x 24 V - 100 VA

ABT7PDU010B

Discontinued on: 5 Apr 2023

To be end-of-service on: 1 June 2025

Discontinued

Main

Range Of Product	Modicon Transformer Universal
Product Or Component Type	Safety and isolation transformer
Rated Power In Va	100 VA
Input Voltage	230 V AC single phase, terminal(s): N-L1 400 V AC phase to phase, terminal(s): L1-L2
Output Voltage	24/48 V AC
Secondary Winding	Double
Protective Cover	With
Ambient Air Temperature For Operation	-20…60 °C

Complementary

Input Voltage Limits	207...253 V 360...440 V
Network Frequency Limits	47…63 Hz
Input Voltage Tolerance	+/- 15 V
Efficiency	86 %
Power Dissipation In W	16.3 W
Voltage Variation At Nominal Load	0,0404 at 230 V 0,0429 at 400 V
Output Sustained Overvoltage	0,026 (no load, hot state)
Maximum Voltage Drop At Rated Load	3.63 %
No Load Losses	10.69 W
Short-Circuit Voltage	0,066
Output Protection Type	Against overload, protection technology: with additional protection fuses or circuit-breakers in Selection of Protection Against overvoltage, protection technology: with additional protection fuses or circuit-breakers in Selection of Protection Against short-circuits, protection technology: with additional protection fuses or circuit-breakers in Selection of Protection
Connections - Terminals	For input connection: screw type terminals, connection capacity: 5 x 4 mm² AWG 11 For input ground connection: screw type terminals, connection capacity: 1 x 4 mm² AWG 11 For output connection: screw type terminals, connection capacity: 4 x 4 mm² AWG 11
Marking	CE

Disclaimer: This documentation is not intended as a substitute for and is not to be used for determining suitability or reliability of these products for specific user applications

Fixing Mode	By 4 screws diameter: 5.5 mm on vertical panel, operating position: horizontal By 4 screws diameter: 5.5 mm on vertical panel, operating position: vertical By clips on 35 x 15 mm symmetrical DIN rail By 4 screws diameter: 5.5 mm on horizontal panel with derating to 90 %
Output Coupling	Series by internal jumper Parallel Grounding of secondary
Operating Altitude	3000 m
Electrical Insulation Class	Class B
Status Led	1 LED (orange) input voltage
Width	87.0 mm
Height	108.0 mm
Depth	138.0 mm
Net Weight	2.85 kg

Environment

Product Certifications	UR EAC DNV-GL
Standards	UL 506
Ip Degree Of Protection	IP20
Environmental Characteristic	EMC conforming to EN 62041 Safety conforming to EN 61558-1 Safety conforming to EN 61558-2-6
Ambient Air Temperature For Storage	-40…80 °C
Relative Humidity	0…95 % during operation
Overvoltage Category	Class I conforming to VDE 0106-1
Dielectric Strength	3200 V between input and ground 3200 V between output and ground 5100 V between input and output

Packing Units

Unit Type Of Package 1	PCE
Number Of Units In Package 1	1
Package 1 Height	25.500 cm
Package 1 Width	18.500 cm
Package 1 Length	11.600 cm
Package 1 Weight	3.170 kg
Unit Type Of Package 2	P06
Number Of Units In Package 2	30
Package 2 Height	75.000 cm
Package 2 Width	60.000 cm
Package 2 Length	80.000 cm
Package 2 Weight	108.100 kg

Contractual warranty

Warranty	18 months

Sustainability

Green Premium™ label is Schneider Electric's commitment to delivering products with best-in-class environmental performance. Green Premium promises compliance with the latest regulations, transparency on environmental impacts, as well as circular and low-CO_2 products.

Guide to assessing product sustainability is a white paper that clarifies global eco-label standards and how to interpret environmental declarations.

Learn more about Green Premium >

Guide to assess a product's sustainability >

Transparency RoHS/REACh

Well-being performance

Mercury Free	
Rohs Exemption Information	Yes
Pvc Free	

Certifications & Standards

Reach Regulation	REACh Declaration
Eu Rohs Directive	Pro-active compliance (Product out of EU RoHS legal scope)
China Rohs Regulation	China RoHS declaration
Environmental Disclosure	Product Environmental Profile
Circularity Profile	No need of specific recycling operations Circularity Profile

Dimensions Drawings

Dimensions

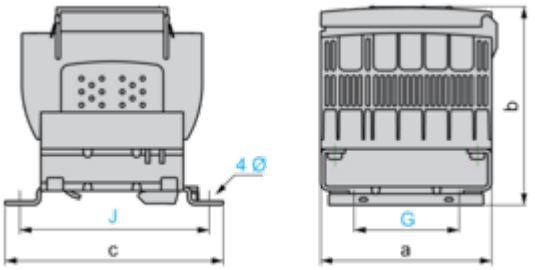

Dimensions in mm

a	b	c	G	J	Ø
87	138	108	60	96	5.5

Dimensions in in.

a	b	c	G	J	Ø
3.42	5.43	4.25	2.36	3.78	0.22

Connections and Schema

Internal Scheme

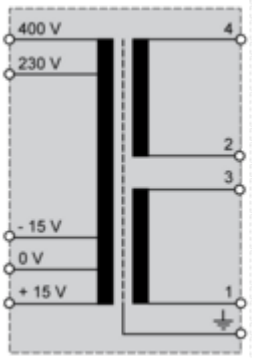

Primary Voltage Wiring

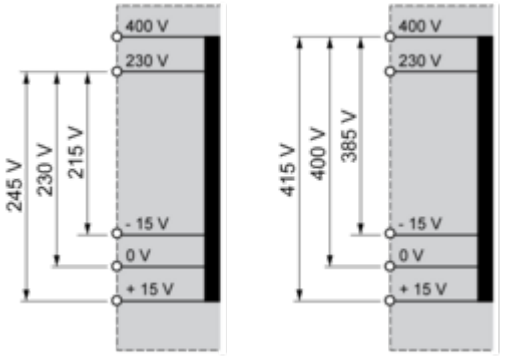

Secondary Voltage Wiring

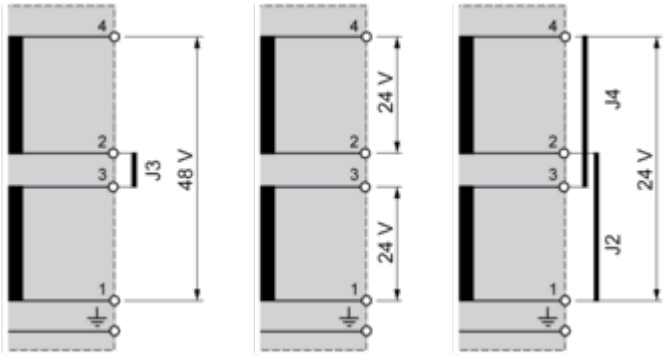

J2, J3, J4 Internal Jumper