


Product datasheet

Specifications



voltage transformer - 230..400 V - 1 x 24 V - 630 VA

Local distributor code:
395510386 ABL6TS63B

⚠ To be discontinued

⚠ To be discontinued on: 30 May 2024

⚠ To be end-of-service on: 30 May 2025

EAN Code: 3389110601350

Main

Range Of Product	Modicon Transformer Optimized
Product Or Component Type	Safety and isolation transformer
Rated Power In Va	630 VA
Input Voltage	230 V AC single phase, terminal(s): N-L1 400 V AC phase to phase, terminal(s): L1-L2
Output Voltage	24 V AC
Secondary Winding	Single
Protective Cover	Without
Ambient Air Temperature For Operation	-20...50 °C

Complementary

Input Voltage Limits	360...440 V 207...253 V
Network Frequency Limits	47...63 Hz
Input Voltage Tolerance	+/- 15 V
Efficiency	93 %
Power Dissipation In W	47.4 W
Output Sustained Overvoltage	3 % (no load, hot state)
Maximum Voltage Drop At Rated Load	0.5 %
No Load Losses	18.9 W
Short-Circuit Voltage	0,0341
Output Protection Type	Against overload, protection technology: with additional protection fuses or circuit-breakers in Selection of Protection Against overvoltage, protection technology: with additional protection fuses or circuit-breakers in Selection of Protection Against short-circuits, protection technology: with additional protection fuses or circuit-breakers in Selection of Protection
Connections - Terminals	For input connection: screw type terminals, connection capacity: 5 x 4 mm² AWG 11 For input ground connection: screw type terminals, connection capacity: 1 x 4 mm² AWG 11 For output connection: screw type terminals, connection capacity: 2 x 10 mm² AWG 6
Marking	CE
Fixing Mode	By 4 screws diameter: 7 mm on vertical panel, operating position: horizontal By 4 screws diameter: 7 mm on vertical panel, operating position: vertical By 4 screws diameter: 7 mm on horizontal panel with derating to 90 %
Operating Altitude	3000 m

Disclaimer: This documentation is not intended as a substitute for and is not to be used for determining suitability or reliability of these products for specific user applications

Electrical Insulation Class	Class B
Width	150.0 mm
Height	138.0 mm
Depth	147.0 mm
Net Weight	9.76 kg

Environment

Product Certifications	EAC UR DNV-GL
Standards	UL 506
Ip Degree Of Protection	IP20
Environmental Characteristic	EMC conforming to EN 62041 Safety conforming to EN 61558-1 Safety conforming to EN 61558-2-6
Protective Treatment	TC
Ambient Air Temperature For Storage	-40...80 °C
Overvoltage Category	Class I conforming to VDE 0106-1
Dielectric Strength	2000 V between winding and ground 4000 V between primary and secondary

Packing Units

Unit Type Of Package 1	PCE
Number Of Units In Package 1	1
Package 1 Height	26.500 cm
Package 1 Width	22.500 cm
Package 1 Length	19.000 cm
Package 1 Weight	10.295 kg
Unit Type Of Package 2	P06
Number Of Units In Package 2	15
Package 2 Height	75.000 cm
Package 2 Width	60.000 cm
Package 2 Length	80.000 cm
Package 2 Weight	167.425 kg

Contractual warranty

Warranty	18 months
----------	-----------

Sustainability



Green Premium™ label is Schneider Electric’s commitment to delivering products with best-in-class environmental performance. Green Premium promises compliance with the latest regulations, transparency on environmental impacts, as well as circular and low-CO₂ products.

Guide to assessing product sustainability is a white paper that clarifies global eco-label standards and how to interpret environmental declarations.

[Learn more about Green Premium >](#)

[Guide to assess a product’s sustainability >](#)



Transparency RoHS/REACH

Well-being performance

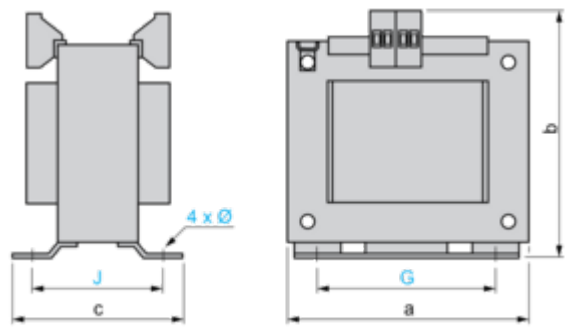
✓	Mercury Free	
✓	Rohs Exemption Information	Yes
✓	Pvc Free	

Certifications & Standards

Reach Regulation	REACH Declaration
Eu Rohs Directive	Pro-active compliance (Product out of EU RoHS legal scope)
China Rohs Regulation	China RoHS declaration
Environmental Disclosure	Product Environmental Profile
Circularity Profile	No need of specific recycling operations Circularity Profile

Dimensions Drawings

Dimensions



Dimensions in mm

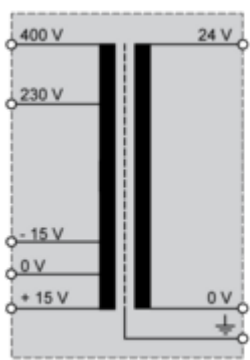
a	b	c	G	J	Ø
150	147	138	122	107.5	7

Dimensions in in.

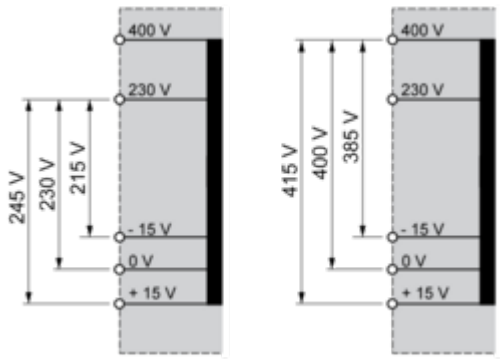
a	b	c	G	J	Ø
5.90	5.79	5.43	4.80	4.23	0.27

Connections and Schema

Internal Scheme



Primary Voltage Wiring



Secondary Voltage Wiring

