

Product data sheet

Specifications



Push button, Harmony 9001K, metal, flush, green, 30mm, spring return, 1NO

9001KR1GH5

Product availability : Stock - Normally stocked in distribution facility

Price* : 67.00 USD

Main

Range of Product	Harmony 9001K
Product or Component Type	Push-button
Device short name	9001K
Type of operator	spring return
Operator profile	Green flush, unmarked
Operator additional information	Metal guard

Complementary

Bezel material	Metal
Mounting diameter	1.18 in (30 mm)
Shape of signaling unit head	Octagonal
Contacts type and composition	1 NO
Connections - terminals	Screw clamp terminals 1 x 0.22...2 x 1.5 mm² IEC 60947-1
Tightening torque	7.08 lbf.in (0.8 N.m) IEC 60947-1
Shape of screw head	Cross slotted
Mechanical durability	5000000 cycles
Operating position	Any position
[Ie] rated operational current	3 A 240 V, AC-15, A600-Q600 NEMA 0.55 A 125 V, DC-13, A600-Q600 NEMA
[Ui] rated insulation voltage	250 V 3)IEC 60947-1
[Uimp] rated impulse withstand voltage	2.5 kV IEC 60947-1
Contacts material	Silver alloy contacts
Contact operation	Standard
Positive opening	Without
Short-circuit protection	10 A cartridge fuse IEC 60947-5-1
[Ith] conventional free air thermal current	10 A
[Icm] rated short-circuit making capacity	12 kA 600 V AC-15, 7200 VA 15 kA 480 V AC-15, 7200 VA 30 kA 240 V AC-15, 7200 VA

* Price is “List Price” and may be subject to a trade discount – check with your local distributor or retailer for actual price.

	60 kA 120 V AC-15, 7200 VA 0.1 kA 600 V DC-13 0.27 kA 250 V DC-13 0.55 kA 125 V DC-13
Rated breaking capacity	3 kA 240 V AC-15, 720 VA 6 kA 120 V AC-15, 720 VA 1.2 kA 600 V AC-15, 720 VA 1.5 kA 480 V AC-15, 720 VA 0.1 kA 600 V DC-13 0.27 kA 250 V DC-13 0.55 kA 125 V DC-13
Terminals description ISO n°1	(13-14)NO
CAD overall width	1.89 in (48 mm)
CAD overall height	1.77 in (45 mm)
CAD overall depth	2.20 in (56 mm)
Product Weight	0.27 lb(US) (0.121 kg)
Device presentation	Complete product
Cap/Operator or lens colour	Green Flush Spring return
Size	30 mm

Environment

Standards	UL 508 JIS C 852 EN/IEC 60947-5-1 EN/IEC 60947-1 JIS C 4520 EN/IEC 60947-5-4 CSA C22.2 No 14
Product Certifications	NEMA UL 508
Protective treatment	TC
Ambient Air Temperature for Storage	-40...158 °F (-40...70 °C)
Ambient Air Temperature for Operation	-13...158 °F (-25...70 °C)
Vibration resistance	7 gn 2...500 Hz)IEC 60068-2-6
Shock resistance	50 gn IEC 60068-2-27
Electrical shock protection class	Class II IEC 61140
IP degree of protection	IP66 IEC 60529
NEMA degree of protection	NEMA 1 NEMA 12 NEMA 13 NEMA 2 NEMA 3 NEMA 3R NEMA 4

Ordering and shipping details

Category	21426-9001 K (NOT KA,KM,KX)
Discount Schedule	CS1
GTIN	3389110910889
Returnability	Yes
Country of origin	MX

Packing Units

Unit Type of Package 1	PCE
Number of Units in Package 1	1
Package 1 Height	1.97 in (5.0 cm)
Package 1 Width	2.36 in (6.0 cm)
Package 1 Length	4.53 in (11.5 cm)
Package 1 Weight	4.59 oz (130.0 g)
Unit Type of Package 2	S01
Number of Units in Package 2	24
Package 2 Height	5.91 in (15.0 cm)
Package 2 Width	5.91 in (15.0 cm)
Package 2 Length	15.75 in (40.0 cm)
Package 2 Weight	6.97 lb(US) (3.162 kg)

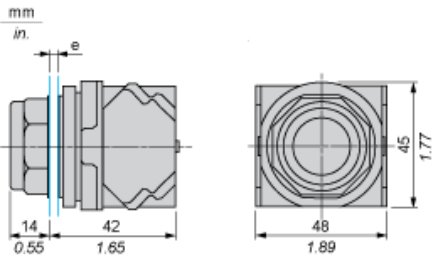
Offer Sustainability

Sustainable offer status	Green Premium product
California proposition 65	WARNING: This product can expose you to chemicals including: Lead and lead compounds, which is known to the State of California to cause cancer and birth defects or other reproductive harm. For more information go to www.P65Warnings.ca.gov
REACH Regulation	REACH Declaration
EU RoHS Directive	Pro-active compliance (Product out of EU RoHS legal scope) EU RoHS Declaration
Mercury free	Yes
China RoHS Regulation	China RoHS declaration
RoHS exemption information	Yes
Environmental Disclosure	Product Environmental Profile
WEEE	The product must be disposed on European Union markets following specific waste collection and never end up in rubbish bins.

Contractual warranty

Warranty	18 months
----------	-----------

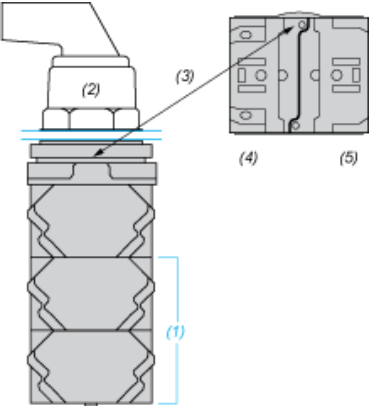
Dimensions



e panel thickness: 1 to 6 mm / 0.04 to 0.24 in.

Contact Block Mounting Position

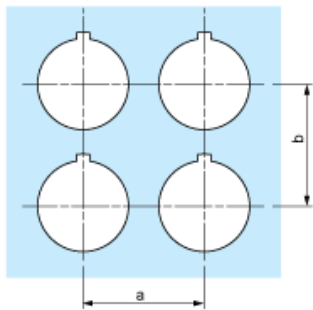
Top and Rear views



- (1) It is possible to mount up to 3 levels of contacts blocks (maximum of 6 contacts blocks)
- (2) Operator
- (3) Locating notch
- (4) Side 1
- (5) Side 2

Panel Cut-Out

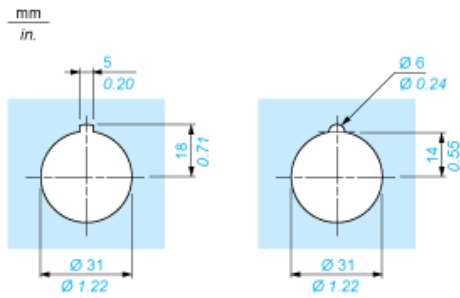
Clearance



Legend plate	a min.		b min.	
	mm	in.	mm	in.
9001KN2••	57.2	2.25	44.5	1.75
9001KN3••	57.2	2.25	50.8	2.00

Individual Cut-outs Details

2 alternatives



Recommended replacement(s)