



Figure similar

RES.CUR.OP.CIRCUIT BREAKER TYPE AC 63A 1+N-POLE 100MA 240V 2MW
INDIA

Model	
product brand name	SENTRON
product designation	RCCB
design of the product	Instantaneous
product type designation	5SV4
General technical data	
number of poles	2
size of installation devices according to DIN 43880	1
mechanical service life (operating cycles) typical	10 000
short-circuit current rating	10 kA
switching function short-term delayed	No
overvoltage category	III
insulation voltage (Ui) rated value	2 000 V
tripping fault current rated value	100 mA
Supply voltage	
supply voltage for testing equipment minimum	100 V
value range of the supply voltage frequency	50 Hz
value range of the operating frequency	50 Hz
value range of the supply voltage at AC	240/415 V
Protection class	
protection class IP	IP20, if the distribution board is installed, with connected conductors
Breaking Capacity	
switching capacity current	
• according to IEC 61008-1 rated value	0.8 kA
grid spacing	60 mm
Dissipation	
power loss [W]	
• for rated value of the current at AC in hot operating state per pole	2.7 W
• maximum	5.4 W
Product details	
product feature silicon-free	Yes
product extension installable supplementary devices	Yes
Connections	
connectable conductor cross-section solid	
• minimum	0.75 mm ²
• maximum	35 mm ²
connectable conductor cross-section stranded	
• minimum	0.75 mm ²

<ul style="list-style-type: none"> • maximum 	35 mm ²
tightening torque with screw-type terminals	
<ul style="list-style-type: none"> • minimum 	2.5 N·m
<ul style="list-style-type: none"> • maximum 	3 N·m
position of power supply cord	top or bottom

Mechanical Design

height	90 mm
width	36 mm
depth	70 mm
installation depth	70 mm
number of modular width units	2
fastening method	DIN rail (REG)
mounting position	any
net weight	205 g

Environmental conditions

ambient temperature during operation	
<ul style="list-style-type: none"> • minimum 	-25 °C
<ul style="list-style-type: none"> • maximum 	45 °C
ambient temperature during storage minimum	-40 °C
number of test cycles for environmental testing according to IEC 60068-2-30	28

Approvals Certificates

General Product Approval	Test Certificates
--------------------------	-------------------



[Confirmation](#)

[Miscellaneous](#)



[Miscellaneous](#)

other	Railway	Dangerous goods	Environment
-------	---------	-----------------	-------------

[Confirmation](#)

[Miscellaneous](#)

[Confirmation](#)

[Transport Information](#)

[Environmental Conformations](#)

Further information

Information on the packaging

<https://support.industry.siemens.com/cs/ww/en/view/109813875>

Information- and Downloadcenter (Catalogs, Brochures,...)

<http://www.siemens.com/lowvoltage/catalogs>

Industry Mall (Online ordering system)

<https://mall.industry.siemens.com/mall/en/en/Catalog/product?mlfb=5SV4416-0RC>

Service&Support (Manuals, Certificates, Characteristics, FAQs,...)

<https://support.industry.siemens.com/cs/ww/en/ps/5SV4416-0RC>

Image database (product images, 2D dimension drawings, 3D models, device circuit diagrams, ...)

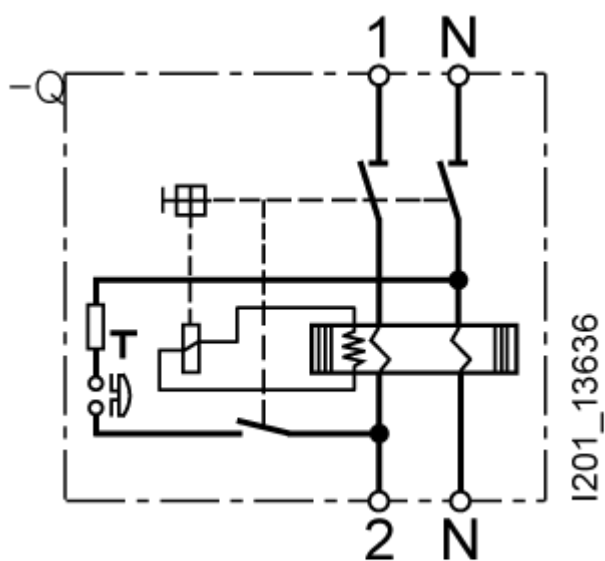
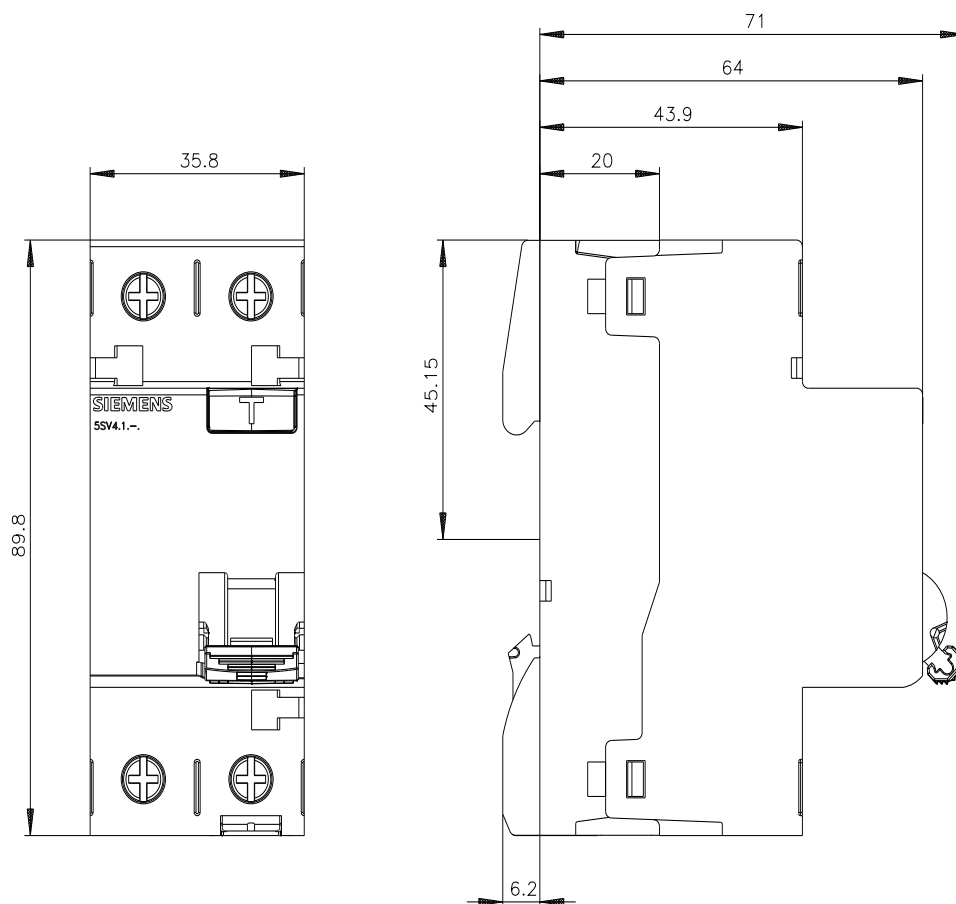
http://www.automation.siemens.com/bilddb/cax_en.aspx?mlfb=5SV4416-0RC

CAX-Online-Generator

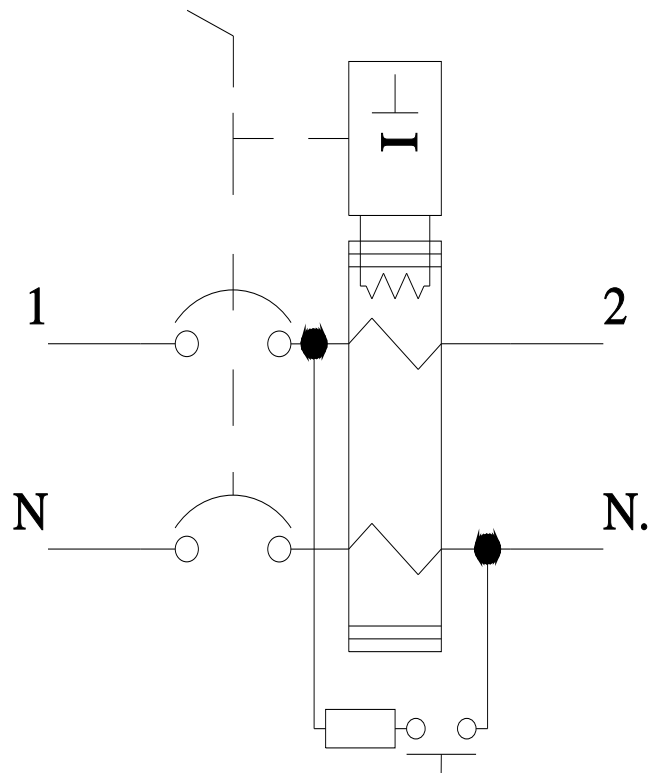
<http://www.siemens.com/cax>

Tender specifications

<http://www.siemens.com/specifications>



-CB



last modified:

7/5/2024 