



Figure similar

RES.CUR.OP.CIRCUIT BREAKER TYPE AC 40A 1+N-POLE 100MA 240V 2MW  
INDIA

Model	
product brand name	SENTRON
product designation	RCCB
design of the product	Instantaneous
product type designation	5SV4
General technical data	
number of poles	2
size of installation devices according to DIN 43880	1
mechanical service life (operating cycles) typical	10 000
short-circuit current rating	10 kA
switching function short-term delayed	No
overvoltage category	III
insulation voltage (Ui) rated value	2 000 V
tripping fault current rated value	100 mA
Supply voltage	
supply voltage for testing equipment minimum	100 V
value range of the supply voltage frequency	50 Hz
value range of the operating frequency	50 Hz
value range of the supply voltage at AC	240/415 V
Protection class	
protection class IP	IP20, if the distribution board is installed, with connected conductors
Breaking Capacity	
switching capacity current	
• according to IEC 61008-1 rated value	0.5 kA
grid spacing	60 mm
Dissipation	
power loss [W]	
• for rated value of the current at AC in hot operating state per pole	1.6 W
• maximum	3.2 W
Product details	
product feature silicon-free	Yes
product extension installable supplementary devices	Yes
Connections	
connectable conductor cross-section solid	
• minimum	0.75 mm <sup>2</sup>
• maximum	35 mm <sup>2</sup>
connectable conductor cross-section stranded	
• minimum	0.75 mm <sup>2</sup>

<ul style="list-style-type: none"> <li>• maximum</li> </ul>	35 mm <sup>2</sup>
tightening torque with screw-type terminals	
<ul style="list-style-type: none"> <li>• minimum</li> </ul>	2.5 N·m
<ul style="list-style-type: none"> <li>• maximum</li> </ul>	3 N·m
position of power supply cord	top or bottom

#### Mechanical Design

height	90 mm
width	36 mm
depth	70 mm
installation depth	70 mm
number of modular width units	2
fastening method	DIN rail (REG)
mounting position	any
net weight	205 g

#### Environmental conditions

ambient temperature during operation	
<ul style="list-style-type: none"> <li>• minimum</li> </ul>	-25 °C
<ul style="list-style-type: none"> <li>• maximum</li> </ul>	45 °C
ambient temperature during storage minimum	-40 °C
number of test cycles for environmental testing according to IEC 60068-2-30	28

#### Approvals Certificates

General Product Approval	Test Certificates
--------------------------	-------------------



[Confirmation](#)



[Miscellaneous](#)



[Miscellaneous](#)

other	Railway	Dangerous goods	Environment
-------	---------	-----------------	-------------

[Confirmation](#)

[Miscellaneous](#)

[Confirmation](#)

[Transport Information](#)

[Environmental Confirmations](#)

#### Further information

##### Information on the packaging

<https://support.industry.siemens.com/cs/ww/en/view/109813875>

##### Information- and Downloadcenter (Catalogs, Brochures,...)

<http://www.siemens.com/lowvoltage/catalogs>

##### Industry Mall (Online ordering system)

<https://mall.industry.siemens.com/mall/en/en/Catalog/product?mlfb=5SV4414-0RC>

##### Service&Support (Manuals, Certificates, Characteristics, FAQs,...)

<https://support.industry.siemens.com/cs/ww/en/ps/5SV4414-0RC>

##### Image database (product images, 2D dimension drawings, 3D models, device circuit diagrams, ...)

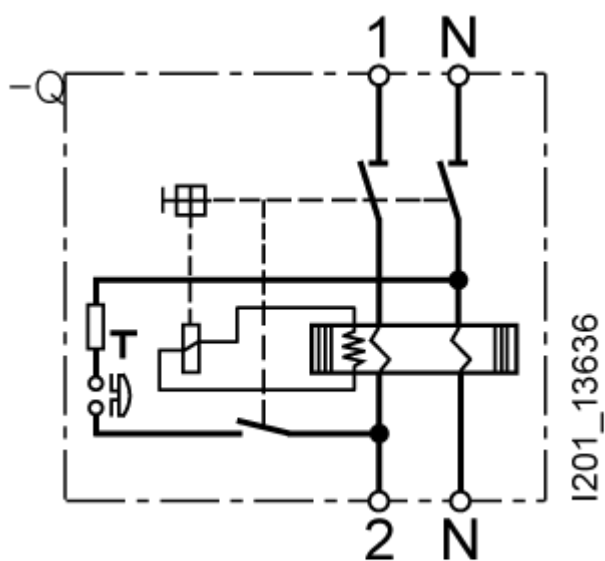
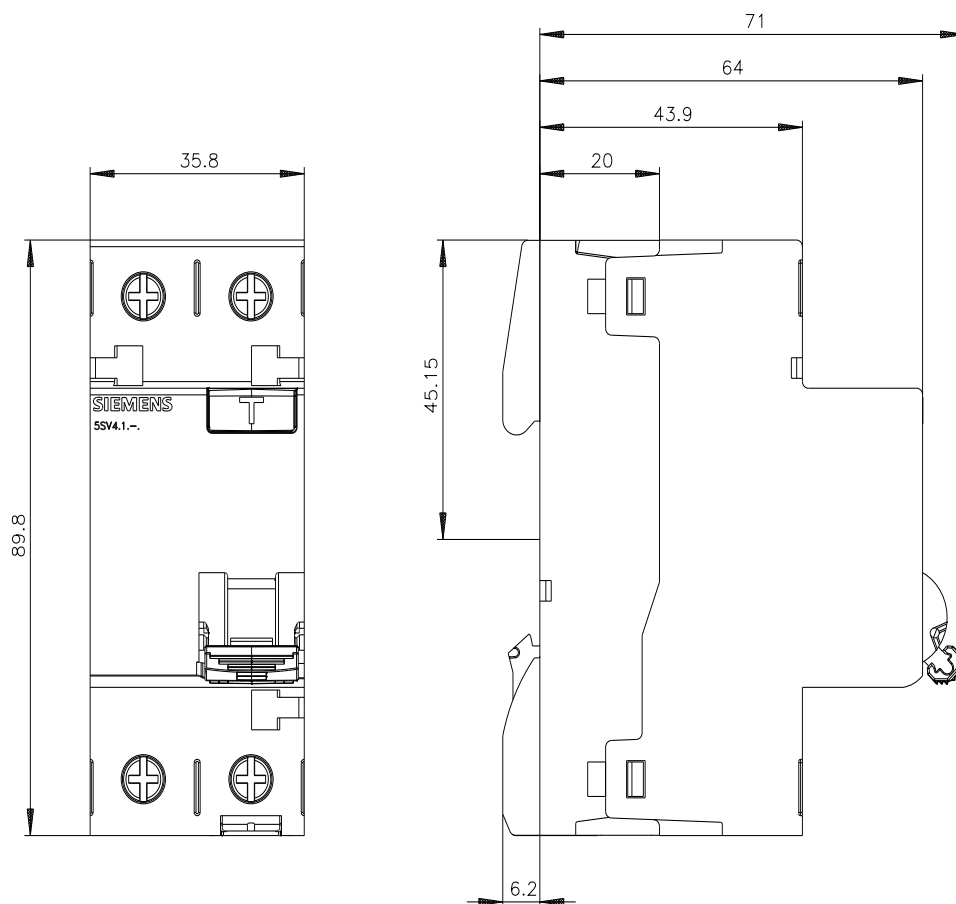
[http://www.automation.siemens.com/bilddb/cax\\_en.aspx?mlfb=5SV4414-0RC](http://www.automation.siemens.com/bilddb/cax_en.aspx?mlfb=5SV4414-0RC)

##### CAX-Online-Generator

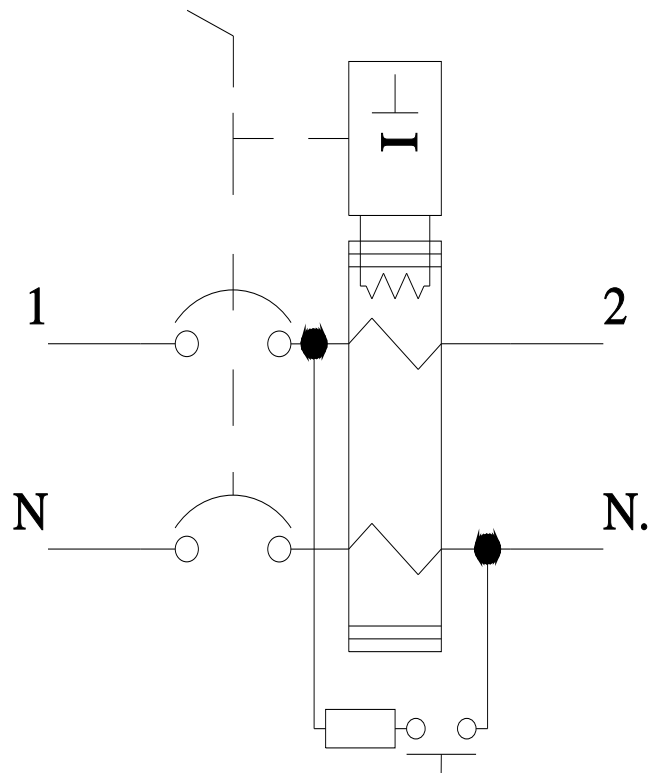
<http://www.siemens.com/cax>

##### Tender specifications

<http://www.siemens.com/specifications>



**-CB**



last modified:

7/5/2024 

