

circuit breaker VL800N standard breaking capacity Icu=55kA, 415V AC 3-pole, non-auto. air circ. br. trip unit magnetic In=800A, rated current II=6500A, short-circuit protection without auxiliary release without auxiliary/alarm switch

Model	
type of the driving mechanism motor drive	No
design of the overcurrent release	M
General technical data	
number of poles	3
size of the circuit-breaker	3VL6
mechanical service life (operating cycles) typical	10 000
electrical endurance (operating cycles) typical	3 000
utilization category	A
performance class for circuit breaker	N
reference code according to DIN 40719 extended according to IEC 204-2 according to IEC 750	Q
operating frequency maximum	60 1/s
Voltage	
Rated operational voltage Ue max.	690 V
<ul style="list-style-type: none"> insulation voltage rated value insulation voltage (Ui) at AC rated value 	800 V
surge voltage resistance rated value	8 kV
operating voltage <ul style="list-style-type: none"> rated value maximum for main current circuit at AC at 50 Hz maximum for main current circuit at AC at 60 Hz maximum for main current circuit at DC maximum 	690 V 690 V 690 V 500 V
Protection class	
protection class IP	IP20
protection function of the overcurrent release	I
Main circuit	
operating frequency <ul style="list-style-type: none"> 1 rated value 2 rated value 	50 Hz 60 Hz
Auxiliary circuit	
number of CO contacts for auxiliary contacts	0
number of NC contacts for auxiliary contacts	0
number of NO contacts for auxiliary contacts	0
Suitability	
suitability for use	non-automatic circuit-breakers
Product details	
product component <ul style="list-style-type: none"> trip indicator auxiliary switch voltage trigger undervoltage release undervoltage release with leading contact 	No No No No No
product extension optional motor drive	Yes
Product function	
product function <ul style="list-style-type: none"> of thermal overload trip unit grounding protection for neutral conductors short-circuit and overload proof 	without No No

• overload protection	No
Short circuit	
operating short-circuit current breaking capacity (Ics)	
• at 240 V rated value	65 kA
• at 415 V rated value	55 kA
• at 500 V rated value	20 kA
• at 690 V rated value	10 kA
maximum short-circuit current breaking capacity (Icu)	
• at 240 V rated value	65 kA
• at 415 V rated value	55 kA
• at 440 V rated value	35 kA
• at 480 V according to NEMA rated value	25 kA
• at 500 V rated value	25 kA
• at 600 V according to NEMA rated value	20 kA
• at 690 V rated value	20 kA
Connections	
arrangement of electrical connectors for main current circuit	front side
type of connectable conductor cross-sections for auxiliary contacts	
• solid	0.75 ... 1.5 mm ²
• finely stranded with core end processing	0,75 ... 1.0 mm ²
type of electrical connection for main current circuit	screw-type terminals
Mechanical Design	
height	406.5 mm
width	190 mm
depth	176.5 mm
fastening method	fixed mounting
Environmental conditions	
ambient temperature during operation	
• minimum	0 °C
• maximum	70 °C
ambient temperature during storage	
• minimum	-40 °C
• maximum	80 °C
Approvals Certificates	
General Product Approval	

[Confirmation](#)

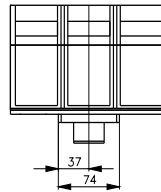
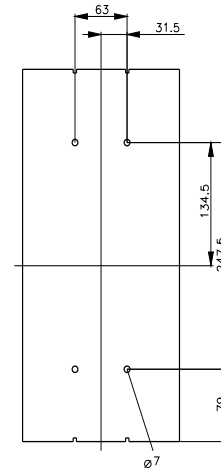
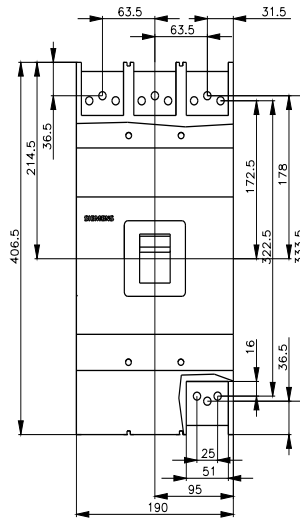
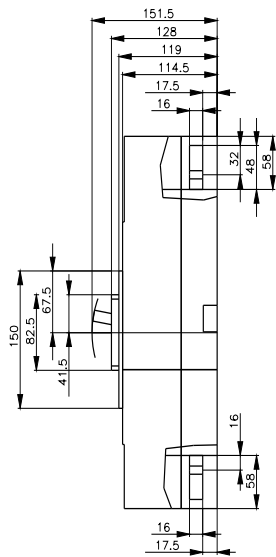


[Miscellaneous](#)



other	Environment			
Confirmation	Miscellaneous	Environmental Con- firmations	Environmental Con- firmations	

Further information				
Information on the packaging				
https://support.industry.siemens.com/cs/ww/en/view/109813875				
Information- and Downloadcenter (Catalogs, Brochures,...)				
http://www.siemens.com/lowvoltage/catalogs				
Industry Mall (Online ordering system)				
https://mall.industry.siemens.com/mall/en/en/Catalog/product?mlfb=3VL6780-1DE36-0AA0				
Service&Support (Manuals, Certificates, Characteristics, FAQs,...)				
https://support.industry.siemens.com/cs/ww/en/ps/3VL6780-1DE36-0AA0				
Image database (product images, 2D dimension drawings, 3D models, device circuit diagrams, ...)				
http://www.automation.siemens.com/bilddb/cax_en.aspx?mlfb=3VL6780-1DE36-0AA0				
CAx-Online-Generator				
http://www.siemens.com/cax				
Tender specifications				
http://www.siemens.com/specifications				



last modified:

12/21/2020 

