



circuit breaker 3VJ1 IEC framesize 3VJ10 125A line protection ATFM 3-pole
Icu=25kA@415V Ics=75% Icu In=80A overload protection Ir=64A...80A short-circuit protection Ii=850A Screw connection

| Model | |
|---|-----------------------------|
| product designation | Molded Case Circuit Breaker |
| design of the product | Line protection |
| design of the overcurrent release | ATFM |
| protection function of the overcurrent release | LI |
| number of poles | 3 |
| General technical data | |
| insulation voltage / rated value | 800 V |
| operating voltage / at AC / rated value | 415 V |
| power loss [W] / maximum | 28.5 W |
| power loss [W] / for rated value of the current / at AC / in hot operating state / per pole | 9.5 W |
| mechanical service life (operating cycles) / typical | 15 000 |
| electrical endurance (operating cycles) / at AC-1 / at 380/415 V | 5 000 |
| ground-fault monitoring version | without |
| Net Weight | 0.82 kg |
| Current | |
| continuous current / rated value | 80 A |
| operational current | |
| • at 40 °C | 80 A |
| • at 45 °C | 80 A |
| • at 50 °C | 80 A |
| • at 55 °C | 77.76 A |
| • at 60 °C | 75.52 A |
| Switching capacity according to IEC 60947 | |
| maximum short-circuit current breaking capacity (Icu) | |
| • at 415 V | 25 kA |
| operating short-circuit current breaking capacity (Ics) | |
| • at 415 V | 18.75 kA |
| short-circuit current making capacity (Icm) | |
| • at 415 V | 52.5 kA |
| Adjustable parameters | |
| adjustable current response value current / of the current-dependent overload release | 64 ... 80 A |
| adjustable current response value current / of instantaneous short-circuit trip unit | |
| • minimum | 850 A |
| • maximum | 850 A |
| product function / grounding protection | No |
| Mechanical Design | |
| height | 126 mm |

| | |
|---|-----------------------------------|
| width | 80 mm |
| depth | 68 mm |
| Connections | |
| arrangement of electrical connectors / for main current circuit | Front connection |
| type of electrical connection / for main current circuit | Lug connection line and load side |
| Accessories | |
| product extension / optional / motor drive | No |
| Environmental conditions | |
| protection class IP / on the front | IP42 |
| ambient temperature | |
| • during operation / minimum | -10 °C |
| • during operation / maximum | 60 °C |
| • during storage / minimum | -15 °C |
| • during storage / maximum | 75 °C |
| Approvals / Certificates | |
| Test Certificates | other |

[Type Test Certificates/Test Report](#)

[Confirmation](#)

Further information

Information on the packaging

<https://support.industry.siemens.com/cs/ww/en/view/109813875>

Information- and Downloadcenter (Catalogs, Brochures,...)

<http://www.siemens.com/lowvoltage/catalogs>

Industry Mall (Online ordering system)

<https://mall.industry.siemens.com/mall/en/en/Catalog/product?mlfb=3VJ1008-3DB32-0AA0>

Service&Support (Manuals, Certificates, Characteristics, FAQs,...)

<https://support.industry.siemens.com/cs/ww/en/ps/3VJ1008-3DB32-0AA0>

Image database (product images, 2D dimension drawings, 3D models, device circuit diagrams, ...)

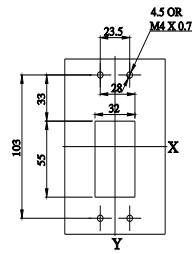
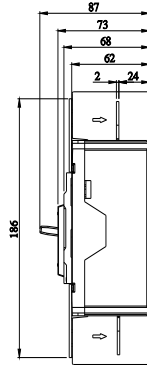
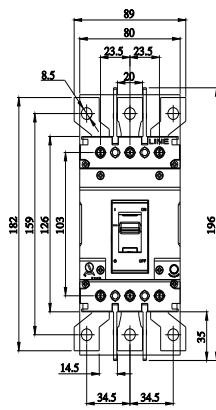
http://www.automation.siemens.com/bilddb/cax_en.aspx?mlfb=3VJ1008-3DB32-0AA0

CAX-Online-Generator

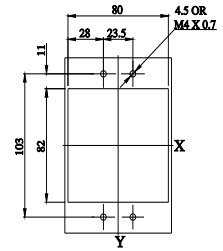
<http://www.siemens.com/cax>

Tender specifications

<http://www.siemens.com/specifications>



Knob cutout



Name plate cutout

last modified:

8/9/2023 

