

Siemens
EcoTech

















circuit breaker 3VA2 IEC Frame 160 breaking capacity class M Icu=55 kA @ 415 V
3-pole, line protection ETU320, LI, In=160 A overload protection Ir=63 A...160 A
short-circuit protection li=1.5...10 x In nut keeper kit



Model	
product brand name	SENTRON
product designation	Molded case circuit breaker
design of the product	Line protection
design of the overcurrent release	ETU320
protection function of the overcurrent release	LI
number of poles	3
General technical data	
insulation voltage / rated value	800 V
operating voltage / at AC / rated value	690 V
power loss [W] / maximum	25.5 W
power loss [W] / for rated value of the current / at AC / in hot operating state / per pole	8.5 W
mechanical service life (operating cycles) / typical	25 000
electrical endurance (operating cycles) / at AC-1 / at 380/415 V	14 000
electrical endurance (operating cycles) / at AC-1 / at 690 V	9 800
product feature / for neutral conductors / upgradable/retrofitable / short-circuit and overload proof	No
ground-fault monitoring version	Without
product function	
• communication function	No
• other measurement function	No
Net Weight	2.109 kg
Current	
operational current	
• at 40 °C	160 A
• at 45 °C	160 A
• at 50 °C	160 A
• at 55 °C	160 A
• at 60 °C	160 A
• at 65 °C	160 A
• at 70 °C	160 A
Switching capacity according to IEC 60947	
switching capacity class of the circuit breaker	M
maximum short-circuit current breaking capacity (Icu)	
• at 240 V	85 kA
• at 415 V	55 kA
• at 440 V	55 kA

<ul style="list-style-type: none"> • at 500 V • at 690 V 	36 kA 2.5 kA
operating short-circuit current breaking capacity (Ics) <ul style="list-style-type: none"> • at 240 V • at 415 V • at 440 V • at 500 V • at 690 V 	85 kA 55 kA 55 kA 36 kA 2.5 kA
short-circuit current making capacity (Icm) <ul style="list-style-type: none"> • at 240 V • at 415 V • at 440 V • at 500 V • at 690 V 	187 kA 121 kA 121 kA 75.6 kA 3.7 kA
Adjustable parameters	
product feature / for L-tripping / can be switched on/off	No
adjustable response value setting current (I _r) / of the L-trip / with I _{2t} characteristic <ul style="list-style-type: none"> • minimum • maximum 	63 A 160 A
adjustable response value delay time (t _r) / for L-tripping / with I _{2t} characteristic <ul style="list-style-type: none"> • minimum • maximum 	0.5 s 17 s
adjustable response value setting current (I _i) / for I-tripping <ul style="list-style-type: none"> • minimum • maximum 	240 A 1 600 A
product function / grounding protection	No
Mechanical Design	
product component <ul style="list-style-type: none"> • undervoltage release • voltage trigger • trip indicator 	No No No
height [in]	7.13 in
height	181 mm
width [in]	4.13 in
width	105 mm
depth [in]	3.39 in
depth	86 mm
Connections	
arrangement of electrical connectors / for main current circuit	Front terminal
type of electrical connection / for main current circuit	on both sides nut keeper kit
type of connectable conductor cross-sections / for flat-bar terminal connection / minimum	13 x 1 mm
type of connectable conductor cross-sections / for flat-bar terminal connection / maximum	25 x 8 mm
design of the surface / of the connections / on the top of the switch (N, 1, 3, 5)	tin
design of the surface / of the connections / on the bottom of the switch (N, 2, 4, 6)	tin
Auxiliary circuit	
number of CO contacts / for auxiliary contacts	0
Accessories	
product extension / optional / motor drive	Yes
Environmental conditions	
protection class IP / on the front	IP40
ambient temperature <ul style="list-style-type: none"> • during operation / minimum • during operation / maximum • during storage / minimum • during storage / maximum 	-25 °C 70 °C -40 °C 80 °C
Environmental footprint	

Siemens Eco Profile (SEP)		Siemens EcoTech			
reference code / according to IEC 81346-2		Q			
Approvals / Certificates					
General Product Approval					
 EG-Konf.		Confirmation	 CCC	 VDE	Miscellaneous
General Product Approval	EMV	Test Certificates		Marine / Shipping	
	 RCM	Type Test Certificates/Test Report	Special Test Certificate	Miscellaneous	 ABS
Marine / Shipping					other
 BUREAU VERITAS	 DNV	 LRS	 RMRS	CCS (China Classification Society)	Confirmation
other	Dangerous goods		Environment		
Miscellaneous	Miscellaneous	Transport Information	 EPD	 Siemens EcoTech	 Environmental Confirmations
Environment					
Environmental Confirmations					
Further information					
<p>Information on the packaging https://support.industry.siemens.com/cs/ww/en/view/109813875</p> <p>Information- and Downloadcenter (Catalogs, Brochures,...) http://www.siemens.com/lowvoltage/catalogs</p> <p>Industry Mall (Online ordering system) https://mall.industry.siemens.com/mall/en/en/Catalog/product?mlfb=3VA2116-5HL32-0AA0</p> <p>Service&Support (Manuals, Certificates, Characteristics, FAQs,...) https://support.industry.siemens.com/cs/ww/en/ps/3VA2116-5HL32-0AA0</p> <p>Image database (product images, 2D dimension drawings, 3D models, device circuit diagrams, ...) http://www.automation.siemens.com/bilddb/cax_en.aspx?mlfb=3VA2116-5HL32-0AA0</p> <p>CAX-Online-Generator http://www.siemens.com/cax</p> <p>Tender specifications http://www.siemens.com/specifications</p>					

