

Auxiliary switch transverse 2 NO, screw terminal for circuit breaker 3RV2



product brand name	SIRIUS
product category	Auxiliary switch
product designation	auxiliary switch
design of the product	transverse auxiliary switches
General technical data	
size of the circuit-breaker	S00, S0, S2, S3
display version LED	No
insulation voltage rated value	300 V
degree of pollution	3
surge voltage resistance rated value	4 kV
protection class IP on the front	IP20
reference code according to IEC 81346-2	Q
Substance Prohibitance (Date)	10/01/2009
number of NC contacts for auxiliary contacts instantaneous contact	0
number of NO contacts for auxiliary contacts instantaneous contact	2
number of CO contacts of auxiliary contacts instantaneous contact	0
operational current of auxiliary contacts at AC-12 <ul style="list-style-type: none">at 24 Vat 230 V	2.5 A 2.5 A
operational current of auxiliary contacts at AC-12 maximum	2.5 A
operational current of auxiliary contacts at AC-15 <ul style="list-style-type: none">at 24 Vat 230 V	2 A 0.5 A
operational current of auxiliary contacts at DC-13 <ul style="list-style-type: none">at 24 Vat 48 Vat 60 V	1 A 0.3 A 0.15 A
Ambient conditions	
ambient temperature <ul style="list-style-type: none">during operationduring storage	-20 ... +60 °C -50 ... +80 °C
Environmental footprint	
Environmental Product Declaration(EPD)	Yes
Global Warming Potential [CO2 eq] total	4.44 kg
Global Warming Potential [CO2 eq] during manufacturing	0.238 kg
Global Warming Potential [CO2 eq] during operation	4.2 kg
Global Warming Potential [CO2 eq] after end of life	0.0053 kg
Electrical Safety	

protection class IP on the front according to IEC 60529	IP20
touch protection on the front according to IEC 60529	finger-safe, for vertical contact from the front
Installation/ mounting/ dimensions	
fastening method	plug-in fixing
height	12 mm
width	45 mm
depth	17 mm
Connections/ Terminals	
type of electrical connection for auxiliary and control circuit	screw-type terminals
connectable conductor cross-section for auxiliary contacts	
• solid or stranded	0.5 ... 2.5 mm ²
• finely stranded with core end processing	0.5 ... 2.5 mm ²
type of connectable conductor cross-sections	
• for auxiliary contacts	
— solid	2x (0.5 ... 1.5 mm ²), 2x (0.75 ... 2.5 mm ²)
— finely stranded with core end processing	2x (0.5 ... 1.5 mm ²), 2x (0.75 ... 2.5 mm ²)
• for AWG cables for auxiliary contacts	2x (20 ... 14)
AWG number as coded connectable conductor cross section for auxiliary contacts	20 ... 14

Approvals Certificates

General Product Approval



[Confirmation](#)



[KC](#)

General Product Approval	Test Certificates	Marine / Shipping
--------------------------	-------------------	-------------------



[Type Test Certificates/Test Report](#)

[Special Test Certificate](#)



Marine / Shipping	other
-------------------	-------



[Miscellaneous](#)

[Confirmation](#)



Railway	Environment
---------	-------------

[Special Test Certificate](#)

[Confirmation](#)



[Environmental Confirmations](#)

Further information

Information on the packaging

<https://support.industry.siemens.com/cs/ww/en/view/109813875>

Information- and Downloadcenter (Catalogs, Brochures,...)

<https://www.siemens.com/ic10>

Industry Mall (Online ordering system)

<https://mall.industry.siemens.com/mall/en/en/Catalog/product?mlfb=3RV2901-1F>

Cax online generator

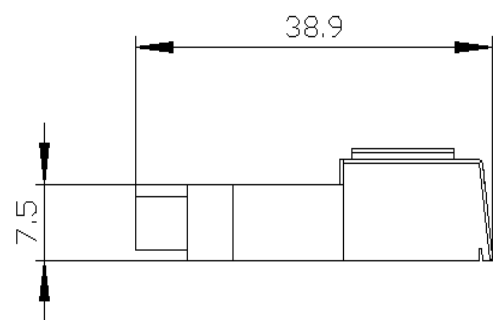
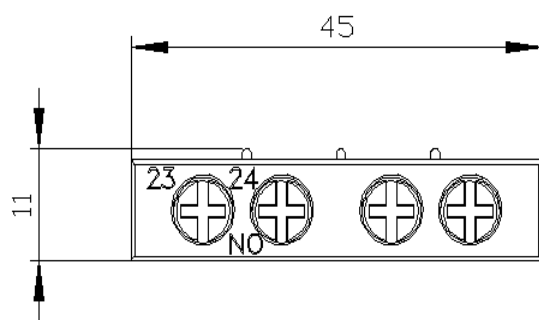
<http://support.automation.siemens.com/WW/CAXorder/default.aspx?lang=en&mlfb=3RV2901-1F>

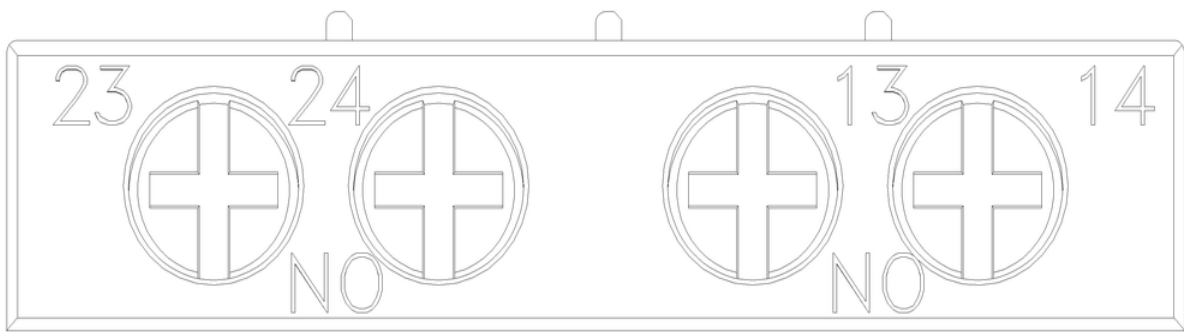
Service&Support (Manuals, Certificates, Characteristics, FAQs,...)

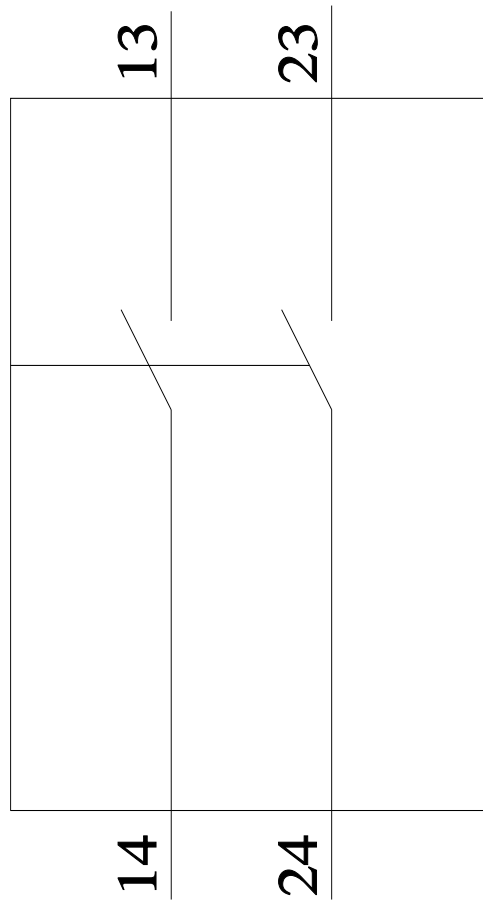
<https://support.industry.siemens.com/cs/ww/en/ps/3RV2901-1F>

Image database (product images, 2D dimension drawings, 3D models, device circuit diagrams, EPLAN macros, ...)

http://www.automation.siemens.com/bilddb/cax_de.aspx?mlfb=3RV2901-1F&lang=en







last modified:

1/10/2024 