

SINOVA, onload changeover switches 3KJ0, manually operated, size 3, 4-pole, in open execution, Iu: 630 A, Ue AC: 415 V, Ie at AC-23 A at 415 V: 630 A, screw mounting, front operating mechanism, at the left end, complete unit with door operating mechanism, Plastic handle, grey and black colour, flat terminal



Model	
product brand name	SINOVA
product designation	3KJ0 On-load changeover switches
design of the product	manually operated
display version for switch position indicator door-coupling rotary operating mechanism	I ON- O OFF- II ON
design of the actuating element	Door-coupling rotary operating mechanism
design of handle	with
type of the driving mechanism	Front operating mechanism
type of the driving mechanism motor drive	No
number of poles	4
size of switch disconnecter	3
mechanical service life (operating cycles) for function sequence O-I-O typical	7 500
I2t value <ul style="list-style-type: none">• of the fuse at 415 V maximum permissible• with closed switch for combination switch + fuse at 415 V maximum	7 000 000 A²·s 7 000 000 A²·s
position of the switch operating mechanism	at the left end
overvoltage category	III
degree of pollution	3
insulation voltage rated value	1 000 V
operational current at AC rated value	630 A
protection class IP	IP00
protection class IP <ul style="list-style-type: none">• with closed switch with cover or cable lug cover• on the front	IP00 IP00
power loss [W] with conventional rated thermal current <ul style="list-style-type: none">• per pole• per device	22 W 88 W
number of connected NC contacts for auxiliary contacts	0
number of connected NO contacts for auxiliary contacts	0
number of connected CO contacts for auxiliary contacts	0
number of CO contacts for auxiliary contacts	0
number of NC contacts for auxiliary contacts	2
number of NO contacts for auxiliary contacts	2
suitability for use <ul style="list-style-type: none">• main switch• switch disconnecter• EMERGENCY OFF switch• safety switch	Yes Yes Yes Yes

• maintenance/repair switch	Yes
product feature interlock	No
product extension auxiliary switch	Yes
product extension optional	
• motor drive	No
• voltage trigger	No
conditional short-circuit current with line-side fuse protection at 415 V by gG fuse rated value	80 kA
type of connectable conductor cross-sections for aluminum conductor stranded with lug	2x240
type of connectable conductor cross-sections	
• for copper busbar	2x (40x5 mm)
type of connectable conductor cross-sections for copper conductor	
• stranded with lug according to DIN 46235	2 x 185
type of electrical connection for main current circuit	flat terminal
height	231.5 mm
width	352 mm
depth	262 mm
type of device	fixed mounting
fastening method	Screw fixing
fastening method	
• 4-hole front mounting	No
• front mounting with central attachment	No
• rail mounting	No
mounting position	Wall,Horizontal
net weight	16 100 g
ambient temperature during operation	
• minimum	-5 °C
• maximum	40 °C
ambient temperature during storage	
• minimum	-10 °C
• maximum	70 °C

Approvals Certificates

Test Certificates

[Type Test Certificates/Test Report](#)

Further information

Information on the packaging

<https://support.industry.siemens.com/cs/ww/en/view/109813875>

Information- and Downloadcenter (Catalogs, Brochures,...)

<http://www.siemens.com/lowvoltage/catalogs>

Industry Mall (Online ordering system)

<https://mall.industry.siemens.com/mall/en/en/Catalog/product?mlfb=3KJ0346-4AA20-0AA0>

Service&Support (Manuals, Certificates, Characteristics, FAQs,...)

<https://support.industry.siemens.com/cs/ww/en/ps/3KJ0346-4AA20-0AA0>

Image database (product images, 2D dimension drawings, 3D models, device circuit diagrams, ...)

http://www.automation.siemens.com/bilddb/cax_en.aspx?mlfb=3KJ0346-4AA20-0AA0

CAX-Online-Generator

<http://www.siemens.com/cax>

Tender specifications

<http://www.siemens.com/specifications>

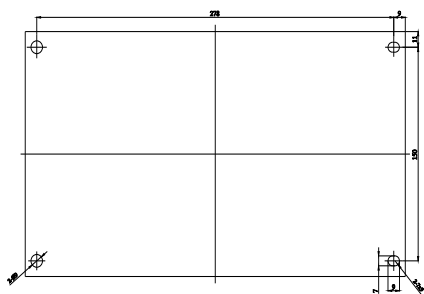
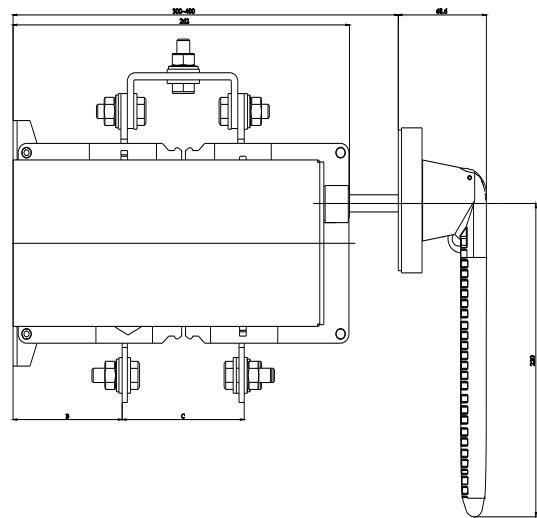
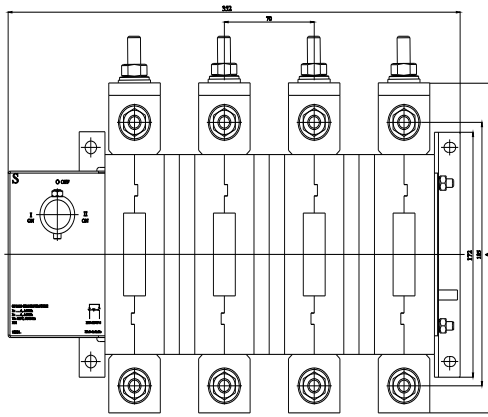


Table 1			
Type Reference	A	B	C
3KJ0346-4AA20-0AA0	231.5	85	95
3KJ0346-4AA20-0AA0	232.5	84	97

