

Data sheet for three-phase Squirrel-Cage-Motors SIMOTICS

Motor type: 7CV3112C SIMOTICS SD - 112M - IM B3 - 6 p

Client order no.	Item-No.	Offer no.
Order no.	Consignment no.	Project

Remarks

Electrical data

Safe Area

U	Δ / Y	f	P	P	I	n	M	M	η ³⁾			cosφ ³⁾			I _A /I _N	M _A /M _N	M _K /M _N	IE-CL	
[V]±10%		[Hz]±5%	[kW]	[hp]	[A]	[1/min]	[kgf.m]	[Nm]	4/4	3/4	2/4	4/4	3/4	2/4					
Motordaten / Motor Data																			
415	Δ	50	2.20	-/-	5.40	960	2.2	21.9	85.2	85.0	82.8	0.67	0.58	0.45	6.0	3.5	3.0	IE3	
IM B3 / IM 1001			FS 112M		44 kg		SF:1		IS 12615 / IEC 60034-1			-							
Environmental conditions : -20 °C - +50 °C / 1,000 m										Locked rotor time (hot / cold) : 13 s 18 s									




Mechanical data

Sound pressure level 50Hz 60Hz	65 dB(A) 68 dB(A)	External earthing terminal	Yes (standard)
Moment of inertia Rotor GD ²	0.0112 kg m ² 0.0446 kgf.m ²	Vibration severity grade	A (Standard)
Bearing DE NDE	6206 2ZC3 6206 2ZC3	Insulation	155(F) utilized to 130(B)
bearing lifetime		Duty type	S1
L _{10mh} F _{Rad max} according catalogue 50 60Hz ¹⁾	20,000 h 16,000 h	Direction of rotation	Bidirectional
L _{10mh} F _{Rad min} for coupling operation 50 60Hz ¹⁾	50,000 h 40,000 h	Frame material	Cast iron
Type of bearing	Locating (fixed) bearing, NDE	Forced ventilation motor details	- / -
Relubrication interval/quantity DE NDE	-/- g -/- g -/- h	Net weight of the motor (IM B3)	44 kg
Type of construction	IM B3 / IM 1001	Rotor weight	9 kg
Degree of protection	IP55	Data of anti condensation heating	-/- V, -/- W
Lubricants	Esso Unirex N3	Coating (paint finish)	Standard paint finish
Regreasing device	- / -	Color, paint shade	RAL7030
Grease nipple	-/-	Motor protection	(A) without
Condensate drainage holes	Yes	Method of cooling	IC411 - Self ventilated, surface cooled

Terminal box

Terminal box position	Top	Cable diameter from ... to ...	11.0 mm - 21.0 mm
Material of terminal box	Aluminium	Cable entry	2xM32x1.5
Type of terminal box	TB7 F04	Cable gland	2 Plugs
Contact screw thread	M5		
Max. cross-sectional area	6 mm ²		

Notes:			
I _A /I _N = locked rotor current / current nominal M _K /M _N = locked rotor torque / torque nominal M _K /M _N = break down torque / nominal torque			
3) Efficiency value is valid only for sinusoidal line supply operation.			
1) L _{10mh} according to DIN ISO 281 10/2010			

Responsible department	Technical reference	Created by	Approved by	Technical data are subject to change! There may be discrepancies between calculated and rating plate values.		Link documents	
IN LVM		SPC					
	Document type					Document status	
	Datasheet					Released	
	MLFB and Order Code					Document number	
	1LE7503-1BC23-5AA4						
© INNOMOTICS 2024				Revision		Creation date	
				01		2024-09-27	
					Language	Page	
					en	1/1	