

Data sheet for three-phase Squirrel-Cage-Motors SIMOTICS

Motor type: 7CV3073B SIMOTICS SD - 71M - IM B3 - 4 p

Client order no.	Item-No.	Offer no.
Order no.	Consignment no.	Project

Remarks

Electrical data

Safe Area

U	Δ / Y	f	P	P	I	n	M	M	η ³⁾			cosφ ³⁾			I _A /I _N	M _A /M _N	M _K /M _N	IE-CL	
[V]±10%		[Hz]±5%	[kW]	[hp]	[A]	[1/min]	[kgf.m]	[Nm]	4/4	3/4	2/4	4/4	3/4	2/4					
Motordaten / Motor Data																			
415	Y	50	0.37	-/-	0.98	1395	0.3	2.5	78.0	78.0	75.0	0.67	0.56	0.43	4.5	3.0	2.7	IE3	
IM B3 / IM 1001			FS 71M		11 kg		SF:1	IS 12615 / IEC 60034-1			-								
Environmental conditions : -20 °C - +50 °C / 1,000 m										Locked rotor time (hot / cold) : 16 s 22 s									




Mechanical data

Sound pressure level 50Hz 60Hz	67 dB(A) 70 dB(A)	External earthing terminal	Yes (standard)
Moment of inertia Rotor GD ²	0.0008 kg m ² 0.0033 kgf.m ²	Vibration severity grade	A (Standard)
Bearing DE NDE	6202 2ZC3 6202 2ZC3	Insulation	155(F) utilized to 130(B)
bearing lifetime		Duty type	S1
L _{10mh} F _{Rad max} according catalogue 50 60Hz ¹⁾	20,000 h 16,000 h	Direction of rotation	Bidirectional
L _{10mh} F _{Rad min} for coupling operation 50 60Hz ¹⁾	50,000 h 40,000 h	Frame material	Cast iron
Type of bearing	Locating (fixed) bearing, NDE	Forced ventilation motor details	- / -
Relubrication interval/quantity DE NDE	-/- g -/- g -/- h	Net weight of the motor (IM B3)	11 kg
Type of construction	IM B3 / IM 1001	Rotor weight	2 kg
Degree of protection	IP55	Data of anti condensation heating	-/- V, -/- W
Lubricants	Esso Unirex N3	Coating (paint finish)	Standard paint finish
Regreasing device	- / -	Color, paint shade	RAL7030
Grease nipple	-/-	Motor protection	(A) without
Condensate drainage holes	No	Method of cooling	IC411 - Self ventilated, surface cooled

Terminal box

Terminal box position	Top	Cable diameter from ... to ...	6.0 mm - 13.0 mm
Material of terminal box	Sheet Metal	Cable entry	1xM20x1.5
Type of terminal box	TB7 C03	Cable gland	1 Plug
Contact screw thread	M4		
Max. cross-sectional area	4 mm ²		

Notes:			
I _A /I _N = locked rotor current / current nominal M _k /M _N = locked rotor torque / torque nominal M _k /I _N = break down torque / nominal torque			
3) Efficiency value is valid only for sinusoidal line supply operation.			
1) L _{10mh} according to DIN ISO 281 10/2010			

Responsible department	Technical reference	Created by	Approved by	Technical data are subject to change! There may be discrepancies between calculated and rating plate values.		Link documents		
IN LVM		SPC						
	Document type				Document status			
	Datasheet				Released			
	MLFB and Order Code	1LE7503-OCB32-3AA4			Document number			
© INNOMOTICS 2024				Revision	Creation date	Language	Page	
				01	2024-09-27	en	1/1	